

Expansion of Hong Kong International Airport into a Three-Runway System

Construction Phase Quarterly EM&A Report
No.38 (1 April to 30 June 2025)

August 2025

Mott MacDonald
3/F Manulife Place
348 Kwun Tong Road
Kwun Tong
Kowloon
Hong Kong

T +852 2828 5757
mottmac.hk

Expansion of Hong Kong International Airport into a Three-Runway System

Construction Phase Quarterly EM&A Report
No.38 (1 April to 30 June 2025)

August 2025

**This Construction Phase Quarterly EM&A Report No. 38 has been
reviewed and certified by**

the Environmental Team Leader (ETL) in accordance with

Section 15.4 of the Updated EM&A Manual

Certified by:

A handwritten signature in black ink, appearing to read 'Terence Kong', is positioned above a horizontal line.

Terence Kong
Environmental Team Leader (ETL)
Mott MacDonald Hong Kong Limited

Date

29 August 2025

Our Ref : 60440482/C/RMKY20250829

By Email

Airport Authority Hong Kong
HKIA Tower, 1 Sky Plaza Road
Hong Kong International Airport
Lantau, Hong Kong

Attn: Mr. Lawrence Tsui, Principal Manager, Environmental Compliance

29 August 2025

Dear Sir,

Contract No. 3102
3RS Independent Environmental Checker Consultancy Services

Verification of Quarterly EM&A Report No. 38 (For 1 April 2025 to 30 June 2025)

Reference is made to the Environmental Team's submission of Quarterly EM&A Report No.38 (For 1 April 2025 to 30 June 2025) under section 15.4 of the Updated EM&A Manual, this quarterly EM&A report was certified by the ET leader on 29 August 2025.

We would like to inform you that we have no adverse comment and verify the captioned submission.

Should you have any query, please feel free to contact the undersigned at 3729 0380.

Yours faithfully,
AECOM Asia Co. Ltd.



Roy Man
Independent Environmental Checker

Contents

Abbreviations	1
Executive summary	3
1 Introduction	5
1.1 Background	5
1.2 Scope of this Report	5
1.3 Project Organisation	5
1.4 Contact information for the Project	9
1.5 Summary of Construction Works	9
1.6 Summary of EM&A Programme Requirements	10
2 Environmental Monitoring and Auditing	14
2.1 Air Quality Monitoring	14
2.1.1 Action and Limit Levels	14
2.1.2 Summary of Monitoring Results	14
2.1.3 Conclusion	15
2.2 Noise Monitoring	15
2.2.1 Action and Limit Levels	15
2.2.2 Summary of Monitoring Results	15
2.2.3 Conclusion	16
2.3 Water Quality Monitoring	16
2.4 Waste Monitoring	16
2.4.1 Action and Limit Levels	16
2.4.2 Summary of Monitoring Results	16
2.4.3 Marine Sediment Management	17
2.5 Chinese White Dolphin Monitoring	17
2.5.1 Summary of Monitoring Results	18
2.6 Environmental Site Inspection	24
2.6.1 Landscape and Visual Mitigation Measures	25
2.6.2 Land Contamination Assessment	29
2.7 Audit of SkyPier High Speed Ferries	30
2.8 Audit of Construction and Associated Vessels	30
2.9 Review of the Key Assumptions Adopted in the EIA Report	31
3 Report on Non-compliance, Complaints, Notifications of Summons and Prosecutions	32
3.1 Compliance with Other Statutory Environmental Requirements	32

3.2	Analysis and Interpretation of Complaints, Notification of Summons and Status of Prosecutions	32
3.2.1	Complaints	32
3.2.2	Notifications of Summons or Status of Prosecution	32
3.3	Cumulative Statistics	32

4 Conclusion and Recommendation 34

Tables

Table 1.1:	Contact Information of Key Personnel	6
Table 1.2:	Contact Information of the Project	9
Table 1.3:	Summary of Status for All Environmental Aspects under the Updated EM&A Manual	10
Table 2.1:	Impact Air Quality Monitoring Stations	14
Table 2.2:	Percentage of Air Quality Monitoring Results within Action and Limit Levels	14
Table 2.3:	General Meteorological Condition during Impact Air Quality Monitoring	14
Table 2.4:	Impact Noise Monitoring Stations	15
Table 2.5:	Percentage of Noise Monitoring Results within Action and Limit Levels	15
Table 2.6:	General Meteorological Condition during Impact Noise Monitoring	16
Table 2.7:	Action and Limit Levels for Construction Waste	16
Table 2.8:	Construction Waste Statistics	17
Table 2.9:	Summary of Number of CWD Sightings and Number of Dolphins for the Same Quarter Last Year, Previous Quarter, and Current Reporting Period	18
Table 2.10:	Summary of Photo Identification	23
Table 2.11:	Landscape and Visual – Construction Phase Audit Summary	26
Table 2.12:	Summary of the Number of Retained, Transplanted and To-be-transplanted Trees in the Reporting Period	27
Table 2.13:	Summary of the Transplanted Trees Updated in the Reporting Period	28
Table 3.1:	Summary of Environmental Complaints	32
Table 3.2:	Statistics for Valid Exceedances for the Environmental Monitoring	33
Table 3.3:	Statistics for Non-compliance, Complaints, Notifications of Summons and Prosecution	33

Figures

Figure 1.1	Locations of Key Construction Activities (after commissioning of 3RS)
Figure 2.1	Locations of Air and Noise Monitoring Stations and Chek Lap Kok Wind Station
Figure 2.2	Vessel based Dolphin Monitoring Transects in Construction, Post-Construction, and Operation Phases

Figure 2.3	Sightings Distribution of Chinese White Dolphins
Figure 2.4	Sighting Locations of Chinese White Dolphins with Different Group Sizes
Figure 2.5	Sighting Locations of Chinese White Dolphins Engaged in Different Behaviours
Figure 2.6	Sighting Locations of Mother-calf Pairs

Appendices

Appendix A	Project Organisation Chart
Appendix B	Environmental Mitigation Implementation Schedule (EMIS) for Construction Phase
Appendix C	Monitoring Results

Abbreviations

3RS	Three-Runway System
AAHK	Airport Authority Hong Kong
AECOM	AECOM Asia Company Limited
AFCD	Agriculture, Fisheries and Conservation Department
AIS	Automatic Information System
ANI	Encounter Rate of Number of Dolphins
APM	Automated People Mover
AW	Airport West
BHS	Baggage Handling System
C&D	Construction and Demolition
CAP	Contamination Assessment Plan
CAR	Contamination Assessment Report
CTCC	Construction Traffic Control Centre
CWD	Chinese White Dolphin
DCM	Deep Cement Mixing
DEZ	Dolphin Exclusion Zone
DO	Dissolved Oxygen
EIA	Environmental Impact Assessment
EM&A	Environmental Monitoring & Audit
EMIS	Environmental Mitigation Implementation Schedule
EP	Environmental Permit
EPD	Environmental Protection Department
EPSS	Emergency Power Supply Systems
ET	Environmental Team
FCZ	Fish Culture Zone
HDD	Horizontal Directional Drilling
HKBCF	Hong Kong-Zhuhai-Macao Bridge Hong Kong Boundary Crossing Facilities
HKIA	Hong Kong International Airport
HSF	High Speed Ferry
IEC	Independent Environmental Checker
I-2RS	Interim Two Runway System

LKC	Lung Kwu Chau
MMHK	Mott MacDonald Hong Kong Limited
MMWP	Marine Mammal Watching Plan
MSS	Maritime Surveillance System
MTRMP-CAV	Updated Marine Travel Routes and Management Plan for Construction and Associated Vessel
NEL	Northeast Lantau
NLMP	North Lantau Marine Park
NWL	Northwest Lantau
PAM	Passive Acoustic Monitoring
SC	Sha Chau
SCZ	Speed Control Zone
SCLKCMP	Sha Chau and Lung Kwu Chau Marine Park
SS	Suspended Solids
STG	Encounter Rate of Number of Dolphin Sightings
SWL	Southwest Lantau
T2	Terminal 2
The Manual	The Updated EM&A Manual
The Project	The Expansion of Hong Kong International Airport into a Three-Runway System
The SkyPier Plan	Marine Travel Routes and Management Plan for High Speed Ferries of SkyPier
TSP	Total Suspended Particulates
WL	West Lantau
WMP	Waste Management Plan

Executive summary

The “Expansion of Hong Kong International Airport into a Three-Runway System” (the Project) serves to meet the future air traffic demands at Hong Kong International Airport (HKIA). On 7 November 2014, the Environmental Impact Assessment (EIA) Report (Register No.: AEIAR-185/2014) for the Project was approved and an Environmental Permit (EP) (Permit No.: EP-489/2014) was issued for the construction and operation of the Project.

Airport Authority Hong Kong (AAHK) commissioned Mott MacDonald Hong Kong Limited (MMHK) to undertake the role of Environmental Team (ET) for carrying out the Environmental Monitoring & Audit (EM&A) works during the construction phase of the Project in accordance with the Updated EM&A Manual (the Manual).

This is the 38th Construction Phase Quarterly EM&A Report for the Project which summarises the monitoring results and audit findings of the EM&A programme during the reporting period from 1 April 2025 to 30 June 2025.

The new North Runway was commissioned in November 2022. Following the completion of reconfiguration works on the Centre Runway, the Three-runway System (3RS) was commissioned on 28 November 2024.

Key Activities in the Reporting Period

The key activities of the Project carried out in the reporting period are located in reclamation areas and existing airport island respectively. Works in the reclamation areas included concourse superstructure works, pavement works, tunnel works for Automated People Mover (APM) and Baggage Handling System (BHS) and associated works. Meanwhile, works on the existing airport island involved Terminal 2 (T2) expansion works, modification and tunnel works for APM and BHS, utilities works, road and drainage works, excavation works.

EM&A Activities Conducted in the Reporting Period




The EM&A programme was undertaken in accordance with the Manual of the Project. Summary of the monitoring activities during this reporting period is presented as below:

Monitoring Activities	Number of Sessions
1-hour Total Suspended Particulates (TSP) air quality monitoring	102
Noise monitoring	54
Vessel line-transect surveys for operation phase Chinese White Dolphin (CWD) monitoring	6

Environmental auditing works, including weekly site inspections of construction works conducted by the ET and bi-weekly site inspections conducted by the Independent Environmental Checker (IEC), audit of SkyPier High Speed Ferries (HSF), and audit of construction and associated vessels and audit of implementation of Marine Mammal Watching Plan (MMWP) and Dolphin Exclusion Zone (DEZ) Plan were conducted in the reporting period. Based on the information including ET’s observations, records of Maritime Surveillance System (MSS), Marine Travel routes records and contractors’ site records, it is noted that environmental pollution control and mitigation measures were properly implemented and construction activities of the Project in the reporting period did not introduce adverse impacts to the sensitive receivers.

A 12-month operation phase CWD monitoring by vessel line transect survey was commenced in January 2025.

Snapshots of Good Environmental Practices in the Reporting Period

		
Provision of automated water spraying at the stockpiling area	Provision of oil spillage drill for site personnel	Erection of noise insulation materials

Key examples of good site practices implemented in the Project are highlighted as below:

1. Provision of automated water spraying at the stockpiling area by the contractor to suppress dust nuisance.
2. Provision of oil spillage drill for site personnel by the contractor.
3. Erection of noise insulation materials by the contractor to minimise the noise nuisance.

Summary Findings of the EM&A Programme

The monitoring works for construction dust, construction noise, construction waste and landscape & visual were conducted during the reporting period in accordance with the Manual.

Monitoring results of construction dust, construction noise, and construction waste did not trigger the corresponding Action and Limit Levels in the reporting period. No non-conformity was recorded for landscape & visual monitoring in the reporting period.

The key findings of the EM&A programme during the reporting period are summarised as below:

	Yes	No	Details	Analysis / Recommendation / Remedial Actions
Breach of Limit Level [^]		√	No breach of Limit Level was recorded.	Nil
Breach of Action Level [^]		√	No breach of Action Level was recorded.	Nil
Complaint received in this reporting period	√		A complaint regarding dust nuisance was received on 25 April 2025.	ET investigated the case and found that mixing works had been carried out at South Wing Level 6 of Terminal 2 Concourse. The contractor enhanced dust mitigation measures and provided worker training. No dust-related issues were observed during ET's inspections. The case is considered closed.
Notification of any summons and status of prosecutions		√	No notification of summons nor prosecution was received.	Nil
Changes that affect the EM&A		√	There was no change to the construction works that may affect the EM&A.	Nil

Remarks:

[^]Only triggering of Action or Limit Level found related to Project works is counted as Breach of Action or Limit Level.

1 Introduction

1.1 Background

On 7 November 2014, the Environmental Impact Assessment (EIA) Report (Register No.: AEIAR-185/2014) for the “Expansion of Hong Kong International Airport into a Three-Runway System” (the Project) was approved and an Environmental Permit (EP) (Permit No.: EP-489/2014) was issued for the construction and operation of the Project.

Airport Authority Hong Kong (AAHK) commissioned Mott MacDonald Hong Kong Limited (MMHK) to undertake the role of Environmental Team (ET) for carrying out the Environmental Monitoring & Audit (EM&A) works during the construction phase of the Project in accordance with the Updated EM&A Manual (the Manual) submitted under EP Condition 3.1¹. AECOM Asia Company Limited (AECOM) was employed by AAHK as the Independent Environmental Checker (IEC) for the Project.

The Project covers the expansion of the existing airport into a three-runway system (3RS) with key project components comprising land formation of about 650 ha and all associated facilities and infrastructure including taxiways, aprons, aircraft stands, a passenger concourse, an expanded Terminal 2, all related airside and landside works and associated ancillary and supporting facilities. The submarine aviation fuel pipelines and submarine power cables also require diversion as part of the works.

Construction of the Project is to proceed in the general order of diversion of the submarine aviation fuel pipelines, diversion of the submarine power cables, land formation, and construction of infrastructure, followed by construction of superstructures.

The summary of construction works programme can be referred to the corresponding Monthly EM&A Reports. Description of relevant contracts in the reporting period was presented in Appendix A of the Construction Phase Monthly EM&A Report No. 94.

1.2 Scope of this Report

This is the 38th Construction Phase Quarterly EM&A Report for the Project which summarises the key findings of the EM&A programme during the reporting period from 1 April 2025 to 30 June 2025.

1.3 Project Organisation

The Project’s organisation structure is provided in **Appendix A**. Contact details of the key personnel have been updated and provided in **Table 1.1**.

¹ The Manual is available on the Project’s dedicated website (accessible at: <http://env.threerunwaysystem.com/en/index.html>)

Table 1.1: Contact Information of Key Personnel

Party	Position	Name	Telephone
Project Manager's Representative (Airport Authority Hong Kong)	Principal Manager, Environmental Compliance, Sustainability	Lawrence Tsui	2183 2734
Environmental Team (ET) (Mott MacDonald Hong Kong Limited)	Environmental Team Leader	Terence Kong	2828 5919
	Deputy Environmental Team Leaders	Heidi Yu	2828 5704
		Ken Wong	2828 5817
Independent Environmental Checker (IEC) (AECOM Asia Company Limited)	Independent Environmental Checker	Roy Man	3729 0380
	Deputy Independent Environmental Checker	Jackel Law	3856 5312

Reclamation Works:

Party	Position	Name	Telephone
Contract 3206 Main Reclamation Works (ZHEC-CCCC-CDC Joint Venture)	Project Manager	Alan Mong	3763 1352
	Environmental Officer	Zhang Bin Wang	3763 1525

Airfield Works:

Party	Position	Name	Telephone
Contract 3305 Airfield Ground Lighting System (ADB Safegate Hong Kong Limited)	Project Manager	Allam Al-Turk	2944 9725
	Environmental Officer	Ivan Ting	9222 9490
Contract 3306 Observation Facility Control System Supporting Interim 2RS and 3RS (Chinney Alliance Engineering Limited)	Project Director	Dennis Yam	9551 9920
	Environmental Officer	Richard Liu	9216 8990
Contract 3308 Foreign Object Debris Detection System (DAS Aviation Services Group)	Project Manager	Jeffrey Yau	9873 7422
Contract 3310 North Runway Modification Works (China State Construction Engineering (Hong Kong) Ltd.)	Project Manager	Kingsley Chiang	9424 8437
	Environmental Officer	Federick Wong	9842 2703

Terminal 2 Concourse and Apron Works:

Party	Position	Name	Telephone
Contract 3402 New Integrated Airport Centres Enabling Works (Wing Hing Construction Co., Ltd.)	Project Manager	Wyman Lau	6112 9753
	Health Safety Environmental Manager	Mike Leung	6625 2550
Contract 3404 Integrated Airport Control System (Shun Hing Systems Integration Co., Ltd.)	Project Manager	Andy Ng	9102 2739
	Environmental Officer	Michael Lo	6228 3926
Contract 3405 Third Runway Concourse Foundation and Substructure Works (China Road and Bridge Corporation – Bachy Soletanche Group Limited – LT Sambo Co., Ltd. Joint Venture)	Project Manager	Francis Choi	9423 3469
	Environmental Officer	Jacky Lai	9028 8975
Contract 3408 Third Runway Concourse and Apron Works (Beijing Urban Construction Group Company Limited and Chevalier (Construction) Company Limited Joint Venture)	Senior HSE Manager	Qian Zhang	5377 7976
	Environmental Officer	Ivan Mak	9422 4805

Terminal 2 Expansion:

Party	Position	Name	Telephone
Contract 3508 Terminal 2 Expansion Works (Gammon Engineering & Construction Company Limited)	Project Director	Richard Ellis	6201 5637
	Environmental Officer	Carrie Kwan	9276 0551

Automated People Mover and Baggage Handling System:

Party	Position	Name	Telephone
Contract 3601 New Automated People Mover System (TRC Line) (CRRC Puzhen Bombardier Transportation Systems Limited and CRRC Nanjing Puzhen Co., Ltd. Joint Venture)	Project Manager	Hongdan Wei	158 6180 9450
	Environmental Officer	H Y Yue	9185 8186
Contract 3602 Existing APM System Modification Works (Ndsiiigata Transys Co., Ltd.)	Project Manager	Xia Bo	6586 4950
	Environmental Officer	Y M Tong	5316 9801

Contract 3603 3RS Baggage Handling System (VISH Consortium)	Project Manager	K C Ho	9272 9626
	Environmental Officer	Richard Ng	9802 9577

Airport Support Infrastructure:

Party	Position	Name	Telephone
Contract 3801 APM and BHS Tunnels on Existing Airport Island (China State Construction Engineering (Hong Kong) Ltd.)	Project Manager	Kingsley Chiang	9424 8437
	Contractor Representative	Ivan Lai	9507 6464
Contract 3802 APM and BHS Tunnels and Related Works (Gammon Engineering & Construction Company Limited)	Project Director	John Adams	6111 6989
	Environmental Officer	Yan Ng	5345 8555
Contract 3804 East and Landside Fire Stations (Beijing Urban Construction Group Company Limited - Beijing Urban Construction International Company Limited - Kin Shing (Leung's) General Contractors Ltd Joint Venture)	Project Manager	Zhang Jinyuan	6708 0506
	Environmental Representative	Karis Lam	6084 9745
Contract 3805 New Airport District Police Operational Base (Chinney Construction Co., Ltd.)	Project Manager	Peter Li	9628 0768
	Environmental Officer	Mike Li	6306 8547

Construction Support:

Party	Position	Name	Telephone
Contract 3721 Construction Support Infrastructure Works (China State Construction Engineering (Hong Kong) Ltd.)	Senior Project Manager	Thomas Lui	9011 5340
	Environmental Officer	John Mak	6273 8703
Contract 3728 Minor Site Works (Shun Yuen Construction Company Limited)	Contract Manager	C K Liu	9194 8739
	Environmental Officer	Dan Leung	6856 5899
Contract 3733 Emergency Repair Service (Wing Hing Construction Co., Ltd.)	Project Manager	Michael Kan	9206 0550
	Safety Health Environmental Manager	Mike Leung	6625 2550
Contract 3901A Concrete Batching Facility (K. Wah Concrete Company Limited)	Project Manager	Benedict Wong	9553 2806
	Environmental Officer	C P Fung	9874 2872

Party	Position	Name	Telephone
Contract 3901B Concrete Batching Facility (Gammon Construction Limited)	General Manager	Gabriel Chan	2435 3260
	Environmental Officer	Rex Wong	2695 6319
Contract 3908 Quay Management Services (Gitanes – Crown Asia Joint Venture)	Project Manager	Ian Li	9750 6438
	Environmental Officer	Tang Kai Fun	9406 3526
Contract 3913 Asphalt Batching Plant (SPR Joint Venture)	Project Manager	Xie Yi Sheng	6580 6005
	Environmental Officer	Kenneth Chan	9300 2182

Utilities:

Party	Position	Name	Telephone
132kV Cable (CLP Power Hong Kong Limited / Kum Shing (K.F.) Construction Company Limited)	Engineer	Ken Fung	6391 9087
	Assistant Engineer	Kevin Wu	6508 9779

1.4 Contact information for the Project

The contact information for the Project is provided in **Table 1.2**. The public can contact us through the following channels if they have any queries and comments on the environmental monitoring data and project related information.

Table 1.2: Contact Information of the Project

Channels	Contact Information
Hotline	3908 0354
Email	env@3rsproject.com
Fax	3747 6050
Postal Address	Airport Authority Hong Kong HKIA Tower 1 Sky Plaza Road Hong Kong International Airport Lantau Hong Kong Attn: Environmental Team Leader Mr Terence Kong c/o Mr Lawrence Tsui (TRD)

1.5 Summary of Construction Works

The new North Runway was commissioned in November 2022. Following the completion of reconfiguration works on the Centre Runway, the 3RS was commissioned on 28 November 2024.

The key activities of the Project carried out in the reporting period are located in reclamation areas and existing airport island respectively. Works in the reclamation areas included concourse superstructure works, pavement works, tunnel works for Automated People Mover (APM) and Baggage Handling System (BHS) and associated works. Meanwhile, works on the existing airport island involved Terminal 2 (T2) expansion works, modification and tunnel works for APM and BHS, utilities works, road and drainage works, excavation works.

The locations of the key construction activities after commissioning of 3RS are presented in **Figure 1.1**.

1.6 Summary of EM&A Programme Requirements

The status for all environmental aspects is presented in **Table 1.3**. The EM&A requirements remained unchanged during the reporting period.

Table 1.3: Summary of Status for All Environmental Aspects under the Updated EM&A Manual

Parameters	EM&A Requirements	Status
Air Quality		
Baseline Monitoring	At least 14 consecutive days before commencement of construction work	The baseline air quality monitoring result was reported in Baseline Monitoring Report and submitted to EPD under EP Condition 3.4.
Impact Monitoring	At least 3 times every 6 days	On-going
Noise		
Baseline Monitoring	Daily for a period of at least two weeks prior to the commencement of construction works	The baseline noise monitoring result was reported in Baseline Monitoring Report and submitted to EPD under EP Condition 3.4.
Impact Monitoring	Weekly	On-going
Water Quality		
General Baseline Water Quality Monitoring for reclamation, water jetting and field joint works	Three days per week, at mid-flood and mid-ebb tides, for at least four weeks prior to the commencement of marine works.	The baseline water quality monitoring result was reported in Baseline Water Quality Monitoring Report and submitted to EPD under EP Condition 3.4.
General Impact Water Quality Monitoring for reclamation, water jetting and field joint works	Three days per week, at mid-flood and mid-ebb tides.	General impact water quality monitoring for water jetting works was completed on 23 May 2017. The general impact water quality monitoring was terminated after 31 October 2023.
Initial Intensive Deep Cement Mixing (DCM) Water Quality Monitoring	At least four weeks	The Initial Intensive DCM Monitoring Report was submitted and approved by EPD in accordance with the Detailed Plan on DCM.
Regular DCM Water Quality Monitoring	Three times per week until completion of DCM works.	Due to the completion of all marine-based DCM works within April 2022, regular DCM monitoring was ceased at all monitoring stations starting from 28 April 2022.
Post-construction Phase Water Quality Monitoring	Three days per week, at mid-flood and mid-ebb tides for four weeks	The four-week post-construction phase water quality monitoring exercise was commenced on 14 November 2023 and completed on 9 December 2023.

Parameters	EM&A Requirements	Status
Sewerage and Sewage Treatment		
Methodology for carrying out annual sewage flow monitoring for concerned gravity sewer	Methodology to be prepared and submitted to EPD one year before the scheduled commencement of operation of the proposed third runway.	The proposed methodology of the annual sewage flow monitoring was approved by EPD. The annual flow monitoring was started from June 2021 and completed in 2022.
Details of the routine H ₂ S monitoring system for the sewerage system of 3RS	Details to be prepared and submitted to EPD at least one year before commencement of the operation of 3RS.	The H ₂ S monitoring was started after the commissioning of 3RS on 28 November 2024.
Waste Management		
Waste Monitoring	At least weekly	On-going
Land Contamination		
Supplementary Contamination Assessment Plan (CAP)	At least 3 months before commencement of any soil remediation works.	The Supplementary CAP was submitted and approved by EPD under EP condition 2.20.
Site Re-appraisal Summary Report for Fire Training Facility	Site Re-appraisal Summary Report for Fire Training Facility	Site Re-appraisal Summary Report for Fire Training Facility was submitted and accepted by EPD.
Contamination Assessment Report (CAR) for Golf Course	CAR to be submitted for golf course	The CAR for Golf Course was submitted and accepted by EPD.
CAR for Terminal 2 Emergency Power Supply System	CAR to be submitted for Terminal 2 Emergency Power Supply Systems	The CARs for Terminal 2 Emergency Power Supply Systems were submitted and accepted by EPD.
Terrestrial Ecology		
Pre-construction Egret Survey Plan	Once per month in the breeding season between April and July, prior to the commencement of Horizontal Directional Drilling (HDD) drilling works.	The Egret Survey Plan was submitted and approved by EPD under EP Condition 2.14.
Ecological Monitoring	Monthly monitoring during the HDD construction works period from August to March.	The terrestrial ecological monitoring at Sheung Sha Chau was completed in January 2019.
Marine Ecology		
Pre-Construction Phase Coral Dive Survey	Prior to marine construction works	The Coral Translocation Plan was submitted and approved by EPD under EP Condition 2.12.
Coral Translocation	-	The coral translocation was completed on 5 January 2017.
Post-translocation Monitoring	As per an enhanced monitoring programme based on the Coral Translocation Plan	The post-translocation monitoring programme according to the Coral Translocation Plan was completed in April 2018.
Chinese White Dolphins (CWD)		
Baseline Monitoring	6 months of baseline surveys before the commencement of land formation related construction works. Vessel line transect surveys: Two full surveys per month;	Baseline CWD results were reported in the CWD Baseline Monitoring Report and submitted to EPD in accordance with EP Condition 3.4.

Parameters	EM&A Requirements	Status
	Land-based theodolite tracking surveys: Two days per month at the Sha Chau station and two days per month at the Lung Kwu Chau station; and Passive Acoustic Monitoring (PAM): For the whole duration of baseline period.	
Impact Monitoring	Vessel line transect surveys: Two full surveys per month; Land-based theodolite tracking surveys: One day per month at the Sha Chau station and one day per month at the Lung Kwu Chau station; and PAM: For the whole duration for land formation related construction works.	The construction phase CWD monitoring was completed in December 2023.
Post-construction Phase Monitoring	12 months of post-construction phase CWD monitoring upon the completion of marine construction works; and Vessel line transect surveys: Two full surveys per month.	The post-construction phase monitoring was completed in December 2024.
Operation Phase Monitoring	12 months of operation phase CWD monitoring upon full implementation of North Lantau Marine Park; and Vessel line transect surveys: Two full surveys per month.	The operation phase CWD monitoring was commenced in January 2025.
Operation Phase Audit	SkyPier High Speed Ferries (HSF) implementation measures: Once every three months for a period of one year upon operation of 3RS. Spill Response Plan implementation measures: Once every 6 months for a period of one year upon operation of 3RS.	The 2 nd audit was conducted in May 2025. The 1 st audit was conducted in May 2025.
Landscape and Visual		
Landscape and Visual Plan	At least 3 months before the commencement of construction works on the formed land of the Project.	The Landscape & Visual Plan was submitted and approved by EPD under EP Condition 2.18
Baseline Monitoring	One-off survey within the Project site boundary prior to commencement of any construction works	The baseline landscape & visual monitoring result was reported in Baseline Monitoring Report and submitted to EPD under EP Condition 3.4.
Impact Monitoring	Weekly	On-going
Establishment Works Monitoring	Bi-monthly	On-going
Long Term Management (10 years) Monitoring	Annually	On-going
Environmental Auditing		
Regular site inspection	Weekly	On-going
Marine Mammal Watching Plan (MMWP) implementation measures	Monitor and check	Marine Mammal Watching Plan (MMWP) implementation measures was conducted in May and June 2025.

Parameters	EM&A Requirements	Status
Dolphin Exclusion Zone (DEZ) Plan implementation measures	Monitor and check	Dolphin Exclusion Zone (DEZ) monitoring was conducted in May and June 2025.
SkyPier High Speed Ferries (HSF) implementation measures	Monitor and check	On-going
Construction and Associated Vessels implementation measures	Monitor and check	On-going
Silt Curtain Deployment Plan implementation measures	Monitor and check	All monitoring required under Silt Curtain Deployment Plan measure was completed on 17 March 2025.
Spill Response Plan implementation measures	Monitor and check	On-going
Complaint Hotline and Email Channel	Construction phase	On-going
Environmental Log Book	Construction phase	On-going

Taking into account the construction works in the reporting period, impact monitoring of air quality, noise, waste management and landscape & visual were carried out in the reporting period.

The EM&A programme also involved weekly site inspections and related auditing conducted by ET for the checking of implementation of required environmental mitigation measures recommended in the approved EIA Report. To promote the environmental awareness and enhance the environmental performance of the contractors, regular environmental management meetings were conducted during the reporting period which are summarised as below:

- Thirty-eight environmental management meetings for EM&A review with works contracts.

The EM&A programme has been following the recommendations presented in the approved EIA Report and the Manual. A summary of implementation status of the environmental mitigation measures for the construction phase of the Project during the reporting period is provided in **Appendix B**.

2 Environmental Monitoring and Auditing

2.1 Air Quality Monitoring

Impact 1-hour Total Suspended Particulates (TSP) monitoring was conducted three times every six days at two representative monitoring stations during the reporting period. The locations of monitoring stations are described in **Table 2.1** and presented in **Figure 2.1**.

2.1.1 Action and Limit Levels

The Action and Limit Levels of the air quality monitoring stipulated in the EM&A programme for triggering the relevant investigation and follow-up procedures under the programme are provided in **Table 2.1** for reference.

Table 2.1: Impact Air Quality Monitoring Stations

Monitoring Station	Location	Action Level ($\mu\text{g}/\text{m}^3$)	Limit Level ($\mu\text{g}/\text{m}^3$)
AR1A	Man Tung Road Park	306	500
AR2	Village House at Tin Sum	298	

2.1.2 Summary of Monitoring Results

The air quality monitoring results in the reporting period are summarised in **Table 2.2** and the graphical plot is presented in **Appendix C**.

Table 2.2: Percentage of Air Quality Monitoring Results within Action and Limit Levels

	AR1A	AR2
Apr 2025	100%	100%
May 2025	100%	100%
Jun 2025	100%	100%
Overall	100%	100%

Note: The percentages are calculated by dividing the number of monitoring results within their corresponding Action and Limit Levels by the total number of monitoring results.

All monitoring results were within their corresponding Action and Limit Levels at all monitoring stations in the reporting period.

General meteorological conditions in the last month of the previous quarter and this reporting period were recorded and summarised in **Table 2.3**.

Table 2.3: General Meteorological Condition during Impact Air Quality Monitoring

	Weather	Dominant Wind Direction
Mar 2025	Sunny to Cloudy	Southwest to Northwest
Apr 2025	Sunny to Cloudy	Northeast to Northwest
May 2025	Sunny to Cloudy	North to Southwest
Jun 2025	Sunny to Cloudy	East to Northwest

2.1.3 Conclusion

No dust emission source was observed at the monitoring stations during the monitoring sessions. As the sensitive receivers were far away from the construction activities, with the implementation of dust control measures, there was no adverse impact at the sensitive receivers attributable to the works of the Project.

2.2 Noise Monitoring

Impact noise monitoring was conducted at four representative monitoring stations once per week during 0700 and 1900 in the reporting period. The locations of monitoring stations are described in **Table 2.4** and presented in **Figure 2.1**.

2.2.1 Action and Limit Levels

The Action and Limit Levels of the noise monitoring stipulated in the EM&A programme for triggering the relevant investigation and follow-up procedures under the programme are provided in **Table 2.4** for reference.

Table 2.4: Impact Noise Monitoring Stations

Monitoring Station	Location	Action Level	Limit Level
NM1A	Man Tung Road Park	When one documented complaint is received from any one of the sensitive receivers	75 dB(A)
NM4	Ching Chung Hau Po Woon Primary School		65dB(A) / 70 dB(A) ⁽ⁱ⁾
NM5	Village House in Tin Sum		75 dB(A)
NM6	House No. 1, Sha Lo Wan		75 dB(A)

Note:

⁽ⁱ⁾ The Limit Level for NM4 is reduced to 70 dB(A) for being an educational institution. During school examination period, the Limit Level is further reduced to 65 dB(A).

2.2.2 Summary of Monitoring Results

The noise monitoring results in the reporting period are summarised in **Table 2.5** and the graphical plot is presented in **Appendix C**.

Table 2.5: Percentage of Noise Monitoring Results within Action and Limit Levels

	NM1A	NM4	NM5	NM6
Apr 2025	100%	100%	100%	100%
May 2025	100%	100%	100%	100%
Jun 2025	100%	100%	100%	100%
Overall	100%	100%	100%	100%

Note: The percentages are calculated by dividing the number of monitoring results within their corresponding Action and Limit Levels by the total number of monitoring results.

No complaints were received from any sensitive receiver that triggered the Action Level.

General meteorological conditions in the last month of the previous quarter and this reporting period were recorded and summarised in **Table 2.6**.

Table 2.6: General Meteorological Condition during Impact Noise Monitoring

Weather	
Mar 2025	Sunny to Cloudy
Apr 2025	Sunny to Overcast
May 2025	Sunny to Cloudy
Jun 2025	Sunny to Cloudy

2.2.3 Conclusion

Major sources of noise dominating the monitoring stations observed during the construction noise impact monitoring were traffic noise near NM1A, school activities near NM4, and aircraft noise near NM6. As the sensitive receivers were far away from the construction activities, with the implementation of noise control measures, there was no adverse impact at the sensitive receivers attributable to the works of the Project.

2.3 Water Quality Monitoring

All water impact monitoring and post-construction phase water quality monitoring have been completed, with results presented in the Annual EM&A Report for 2023. The analysis in the report indicates that the post-construction phase water quality monitoring did not reveal significant changes compared to the baseline levels. Therefore, it can be concluded that the marine works of the Project during construction phase did not cause deterioration in or adverse impacts on the marine water quality surrounding the Project site.

2.4 Waste Monitoring

In accordance with the Manual, waste generated from construction activities was audited once per week to determine if wastes were being managed in accordance with the Waste Management Plan (WMP) prepared for the Project, contract-specific WMP, and any statutory and contractual requirements. All aspects of waste management including waste generation, storage, transportation, and disposal were assessed during the audits.

2.4.1 Action and Limit Levels

The Action and Limit Levels of the construction waste are provided in **Table 2.7**.

Table 2.7: Action and Limit Levels for Construction Waste

Monitoring Stations	Action Level	Limit Level
Construction Area	When one valid documented complaint is received	Non-compliance of the WMP, contract-specific WMPs, any statutory and contractual requirements

2.4.2 Summary of Monitoring Results

Weekly monitoring of the Project construction works was carried out by the ET in the reporting period to check and monitor the implementation of proper waste management practices.

Recommendations made by the ET included provision and maintenance of proper chemical waste storage area, as well as handling, segregation, and regular disposal of general refuse. The contractors took actions to implement the recommended measures. Waste management audits were carried out by ET according to the requirements of the Waste Management Plan, updated

EM&A Manual and the implementation schedule of the waste management mitigation measures in **Appendix B**.

Based on updated contractors' information, summary of construction waste generated in the reporting period is presented in **Table 2.8**. The ET and IEC carried out site audits regularly and reviewed the trip ticket system.

The contractors established the recycling strategy for C&D materials with proper planning and design to maximize recycling and reuse. Dedicated recyclers were employed for different kinds of recyclable materials by the contractors. Dedicated areas for sorting of materials are established on site. Recyclable materials such as steel bar, metal strip, aluminium, paper and plastic are sorted on-site and transported off-site for recycling during this reporting period.

Table 2.8: Construction Waste Statistics

	C&D ⁽¹⁾ Material Stockpiled for Reuse or Recycle (m ³)	C&D Material Reused in the Project (m ³)	C&D Material Reused in other Projects (m ³)	C&D Material Transferred to Public Fill ⁽²⁾ (m ³)	Chemical Waste (kg)	Chemical Waste (l)	General Refuse (tonne)
This reporting period							
Apr 2025	760	1,885	0	4,680	0	0	4,336
May 2025	692	841	0	3,654	0	600	3,282
Jun 2025 ⁽³⁾	782	577	0	2,964	0	0	3,209
Total	2,234	3,303	0	11,298	0	600	10,814

Notes:

(1) C&D refers to Construction and Demolition.

(2) C&D materials not suitable for reuse on-site, including asphalt waste and sediment slurry, were transferred to public fill during the reporting period.

(3) Updated figures were provided by contractors

There was no complaint, non-compliance of the WMP, contract-specific WMPs, statutory and contractual requirements that triggered Action and Limit Levels in this reporting period.

2.4.3 Marine Sediment Management

Marine sediment is managed according to the EIA Report, Updated EM&A Manual and Waste Management Plan and the proposal of Further Development on Treatment Level / Details and the Reuse Mode for Marine Sediment (hereinafter referred to as "Further Development Proposal") of the Project. The storage conditions of the excavated marine sediment, treatment process, final backfilling location as well as associated records were inspected and checked by ET and verified by IEC to ensure they were in compliance with the requirements as stipulated in the Waste Management Plan and Further Development Proposal.

Backfilling works for treated marine sediment generated from the reclaimed land area were conducted during the reporting period. The details of the marine sediment sampling, treatment and backfilling can be referred to Annual EM&A Report No.9.

2.5 Chinese White Dolphin Monitoring

The operation phase CWD monitoring was conducted by vessel line transect survey at a frequency of two full surveys per month since January 2025. The vessel survey transects followed the transect lines proposed in the Manual and are consistent with those used in the Agriculture,

Fisheries and Conservation Department (AFCD) long-term CWD monitoring programme. The transect locations of CWD monitoring by vessel line transect survey are shown in **Figure 2.2**.

2.5.1 Summary of Monitoring Results

2.5.1.1 Vessel Line Transect Survey

Survey Effort

During the reporting period from April to June 2025, a total of six sets of vessel line transect survey covering all transects in Northeast Lantau (NEL), Northwest Lantau (NWL), Airport West (AW), West Lantau (WL) and Southwest Lantau (SWL) survey areas were conducted at a frequency of twice per month, in each survey area.

A total of around 1,347 km of survey effort was collected from these surveys, with around 98.4% of the total survey effort being conducted under favourable weather condition (i.e. Beaufort Sea State 3 or below with favourable visibility). Details of the survey effort data are presented in **Appendix C**.

CWD Sighting

From April to June 2025, there were a total of 29 sightings of CWD, with 67 dolphins sighted (**Table 2.9**). All these sightings were recorded during on-effort searches under favourable weather condition.

When breaking down the sightings by survey areas, 23 sightings with a total of 50 dolphins and five sightings with a total of 15 dolphins were recorded in WL and SWL respectively during the current reporting period. One sighting of two dolphins was recorded in NWL. No CWD was sighted in the NEL survey area.

Compared with the previous quarter (i.e. January to March 2025), the total number of CWD sightings and the total number of the dolphins have decreased by 45% and 39% respectively. Overall, the current reporting quarter has shown a declining trend in both dolphin sightings and the number of dolphins across all survey areas except SWL with a slightly increase in the number of dolphins.

Compared with the same quarter of last year (i.e., April to June 2024), there was also a decrease in both the total number of sightings and the total number of dolphins by 17% and 34% respectively. In WL, there was a decrease in number of dolphins by 28% while the number of sightings were identical. In SWL, there was a decrease in both number of sightings and number of dolphins. Moreover, the total number of sightings and total number of dolphins in NWL are similarly low to the same reporting period in 2024.

Table 2.9 below shows the comparison of the numbers of sightings and dolphins amongst the current reporting period, last quarter, and the same quarter of last year.

Table 2.9: Summary of Number of CWD Sightings and Number of Dolphins for the Same Quarter Last Year, Previous Quarter, and Current Reporting Period

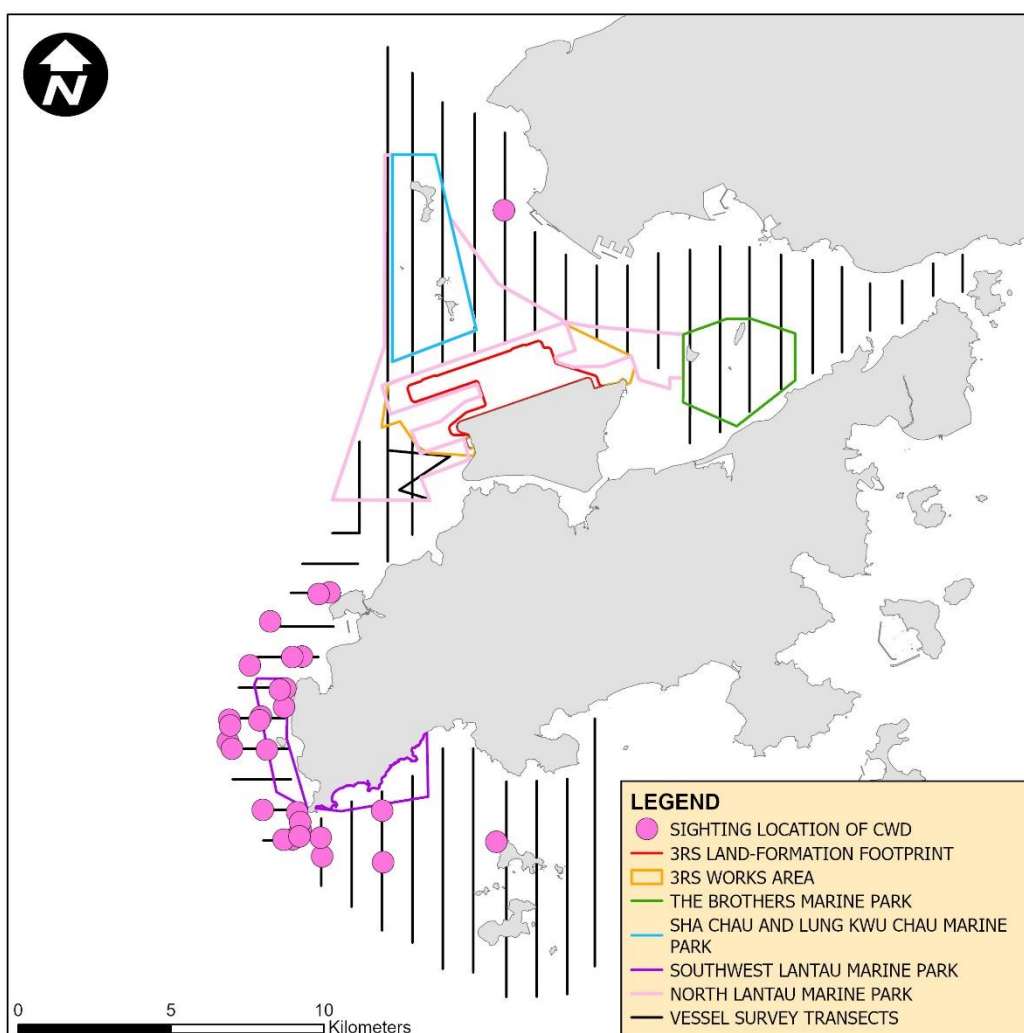
	Same Quarter of Last Year April to June 2024	Previous Reporting Period January to March 2025	Current Reporting Period April to June 2025
NEL	0 (0)	0 (0)	0 (0)
NWL	2 (2)	6 (13)	1 (2)
AW	0 (0)	2 (4)	0 (0)
WL	23 (69)	37 (83)	23 (50)

	Same Quarter of Last Year April to June 2024	Previous Reporting Period January to March 2025	Current Reporting Period April to June 2025
SWL	10 (23)	8 (10)	5 (15)
Total	35(101)	53 (110)	29 (67)

Note: Values in () represent number of dolphins

The distribution of CWD sightings recorded from April to June 2025 is illustrated in **Figure 2.3**. In NWL, a CWD sighting was recorded at the waters near Castle Peak Power Station. This marks the first sighting in this part of the NWL survey area since 2022. In WL, CWD sightings were scattered throughout the waters between Tai O and Fan Lau. In SWL, the CWD sightings were recorded in water near Fan Lau and Tung Wan as well as at the northern water of Soko's Island. No CWD sighting was recorded in NEL survey area during the reporting period. Details of the sighting data are presented in **Appendix C**.

Figure 2.3: Sightings Distribution of Chinese White Dolphins from April to June 2025



Remarks: (1) Please note that there are 29 pink circles on the map indicating the sighting locations of CWD. Some of them were very close to each other and therefore appear overlapped on this sighting distribution map. (2) Marine Park excludes land area and the landward boundary generally follows the high water mark along the coastline.

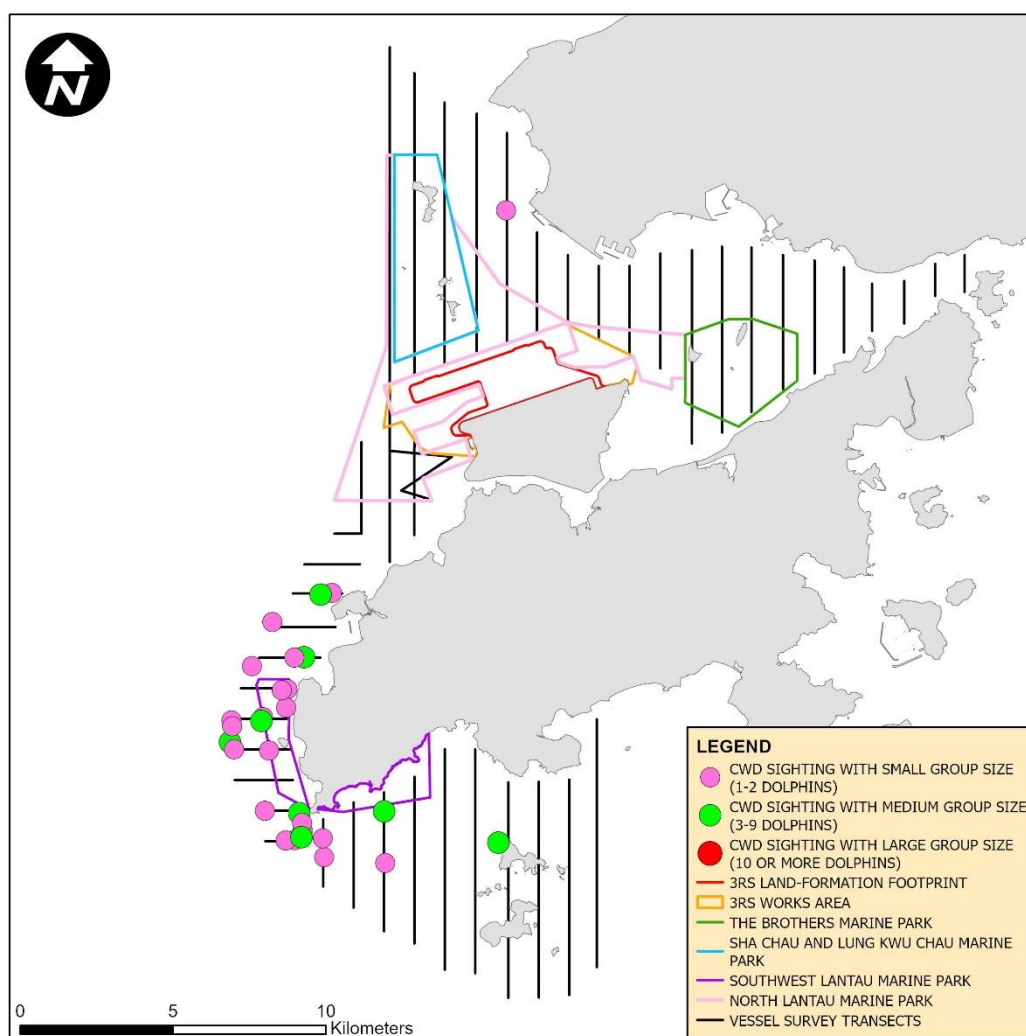
Group Size

From April to June 2025, the group size of CWD sightings ranged from one to seven dolphins. The average group size of CWD was 2.31 dolphins per group, which is larger than that of the last quarter (2.08 dolphins per group). However, the average group size of CWD sightings in this reporting quarter is smaller when compared to the same quarter of last year (2.89 dolphins from April to June 2024)

In this reporting quarter, majority of the CWD sightings were in small group size (i.e., 1-2 dolphins). There was no CWD sighting with large group size (i.e., 10 or more dolphins) during this reporting period.

There was no apparent pattern in the distribution of small-sized dolphin groups, medium-sized dolphin groups and large-sized dolphin groups in all survey areas. Sighting locations of CWD groups with different group sizes are depicted in **Figure 2.4**.

Figure 2.4: Sighting Locations of Chinese White Dolphins with Different Group Sizes



Remarks: (1) Please note that there are 29 circles on the map indicating the sighting locations of CWD. Some of them were very close to each other and therefore appear overlapped on this sighting distribution map. (2) Marine park excludes land area and the landward boundary generally follows the high water mark along the coastline.

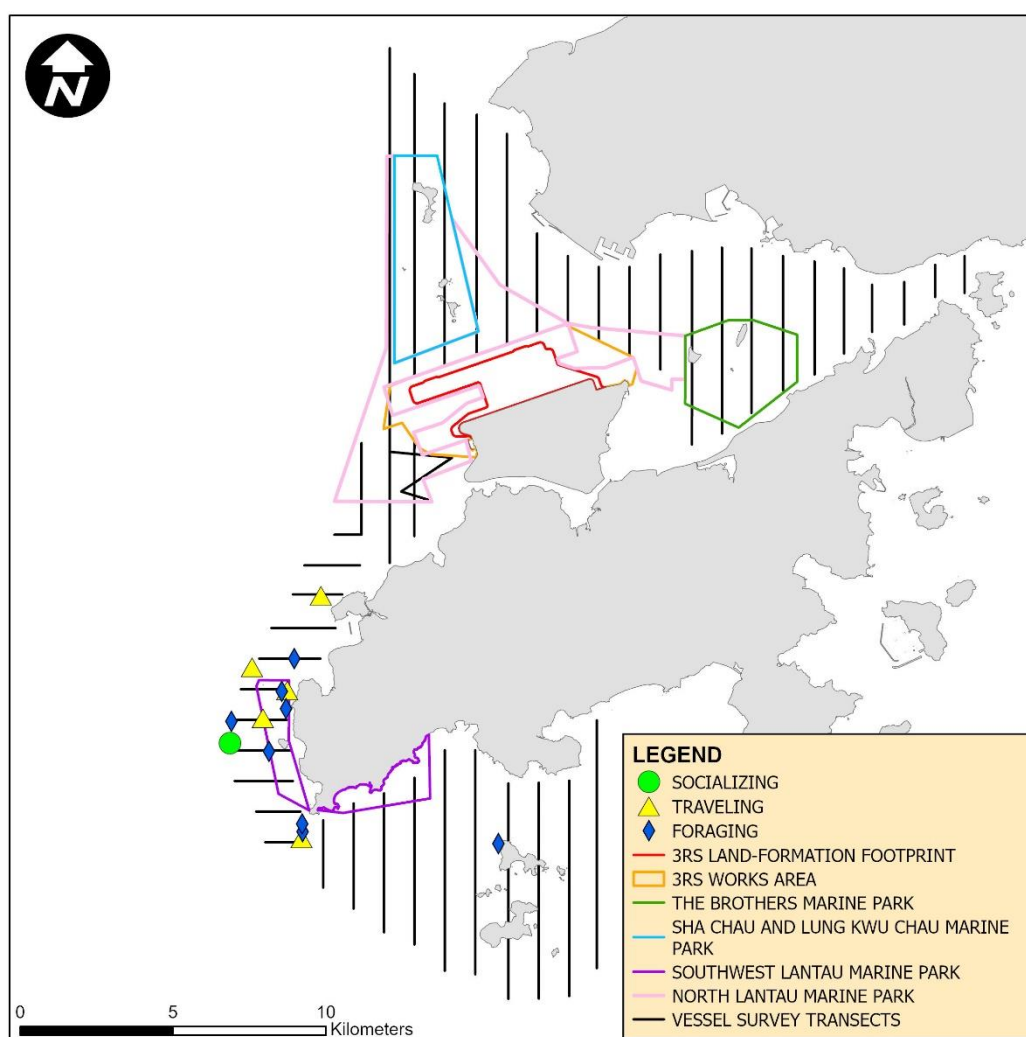
Activities and Association with Fishing Boats

From April to June 2025, eight sightings of CWD were recorded with foraging activities. Amongst them, three sightings were observed associated with operating purse seiners in WL.

Sightings with foraging activities recorded in the current reporting period was lower than that in the previous reporting period (i.e., 12 sightings involved foraging activities between January and March 2025). The number of CWD sightings with foraging activities in this reporting period is identical to that of the same quarter of last year (i.e., eight sightings between April and June 2024).

The sighting locations of CWDs engaged in different behaviours during the current reporting period are illustrated in **Figure 2.5**.

Figure 2.5: Sighting Locations of Chinese White Dolphins Engaged in Different Behaviours



Remarks: (1) Marine park excludes land area and the landward boundary generally follows the high water mark along the coastline.

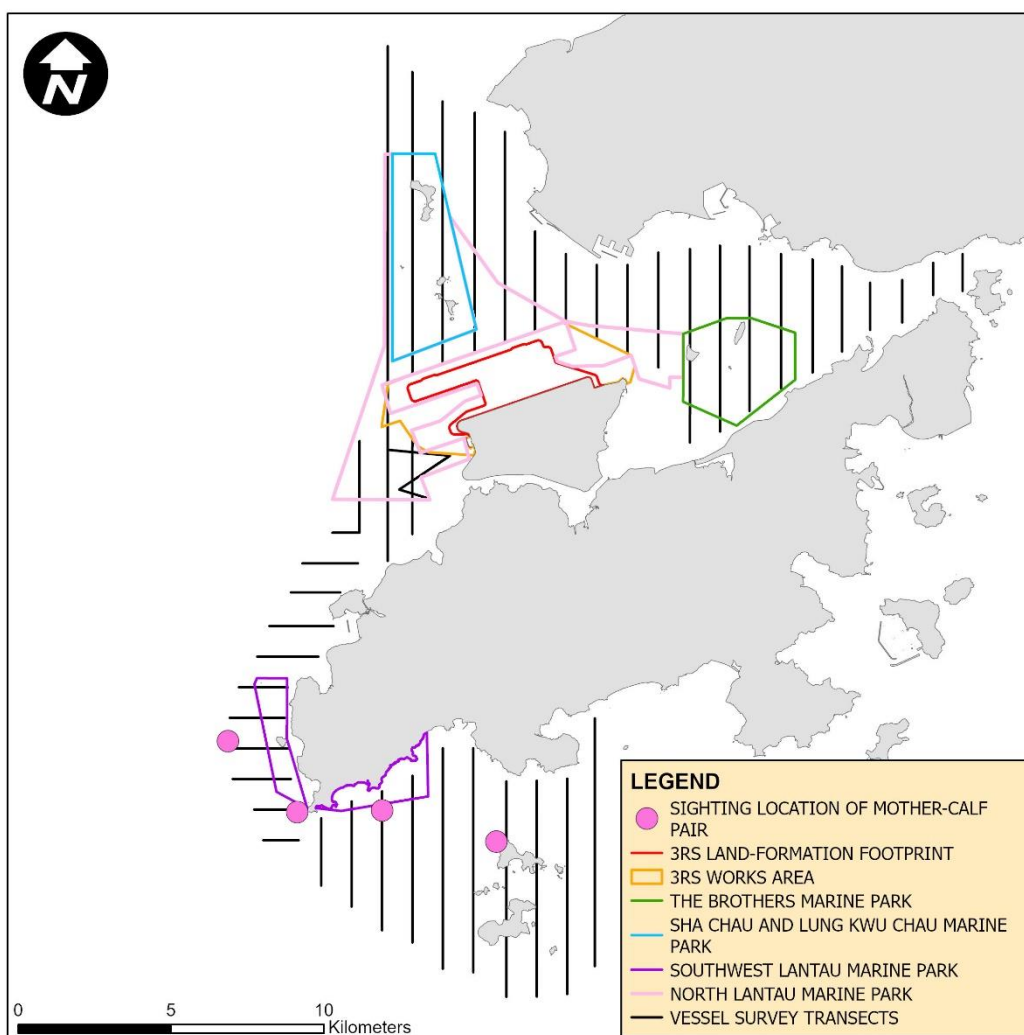
Mother-calf Pairs

From April to June 2025, four sightings of CWD were recorded with the presence of mother-and-unspotted juvenile pairs and/or mother-and-calf pair, which remain consistent with the previous reporting quarter (i.e., four sightings between January and March 2025). The number of CWD

sightings with the presence of mother-calf pairs was also the same as the same quarter of last year (i.e., four sightings between April and June 2024).

These four sightings with the presence of mother-calf pairs recording during the reporting period were recorded in WL and SWL survey area. The locations of CWD sightings with the presence of mother-calf pairs are shown in **Figure 2.6**.

Figure 2.6: Sighting Locations of Mother-calf Pairs



Remarks: (1) Please note that there are four circles on the map indicating the sighting locations of CWD. Some of them were very close to each other and therefore appear overlapped on this sighting distribution map. (2) Marine park excludes land area and the landward boundary generally follows the high water mark along the coastline.

Photo Identification

Between April and June 2025, a total number of 24 different CWD individuals were identified altogether for a total of 32 times. Re-sighting information of CWD individuals provides an initial idea of their range use and apparent connection between different areas of Lantau waters. Amongst these 24 different CWD individuals, six animals (i.e., SLMM003, SLMM023, SLMM025, SLMM052, WLMM150 and WLMM192) were sighted for more than once. The most frequently re-sighted individuals of this quarter are SLMM003 and SLMM052, both have been re-sighted three times.

Three individuals namely SLMM003, SLMM052 and WLMM150 were re-sighted in different survey areas during this reporting period. The numbers of CWD individuals re-sighted more than once was lower than that of the last report reporting period from January to March 2025 (i.e. 13 identified individuals) and the number of identified individuals that showed cross-area movement is slightly lower than in the last reporting period (i.e. four CWD individuals from January to March 2025).

A summary of photo identification works is presented in **Table 2.10**. Representative photos of the 24 identified individuals and figures depicting the sighting locations of the three individuals re-sighted in different survey areas in this reporting period are presented in **Appendix C**.

Table 2.10: Summary of Photo Identification

Individual ID	Date of sighting	Sighting Group No.	Area	Individual ID	Date of sighting	Sighting Group No.	Area
NLMM013	9-May-25	1	NWL	WLMM018	10-Jun-25	4	WL
NLMM090	17-Apr-25	2	WL	WLMM043	16-May-25	3	WL
NLMM095	9-May-25	1	NWL	WLMM056	17-Apr-25	3	WL
SLMM003	17-Apr-25	5	WL	WLMM067	16-May-25	4	WL
	9-Jun-25	2	SWL	WLMM068	16-May-25	4	WL
		3	SWL	WLMM109	10-Jun-25	4	WL
SLMM014	9-Jun-25	3	SWL	WLMM111	16-May-25	4	WL
SLMM023	17-Apr-25	5	WL	WLMM114	9-Jun-25	3	SWL
	6-Jun-25	2	WL	WLMM150	17-Apr-25	3	WL
SLMM025	9-Jun-25	2	SWL		9-Jun-25	5	SWL
		3	SWL	WLMM162	16-May-25	4	WL
SLMM031	15-Apr-25	12	SWL	WLMM163	17-Apr-25	5	WL
SLMM034	16-May-25	3	WL	WLMM190	10-Jun-25	1	WL
SLMM050	16-May-25	4	WL	WLMM192	9-Jun-25	2	SWL
SLMM052	17-Apr-25	5	WL			3	SWL
	9-Jun-25	2	SWL				
		3	SWL				

2.5.1.2 Site Audit for CWD-related Mitigation Measures

In April 2025, no marine construction works activities were carried out, and therefore DEZ monitoring was not required. During May and June 2025, one dolphin observation station and a team of at least two dolphin observers were deployed by the contractor to continuously monitor the DEZ for rock armour laying works in accordance with the DEZ Plan. From the contractor's records, no dolphins or other marine mammals were observed in May and June 2025. The contractor's records were also audited by ET during the site inspection. During this reporting period, no training session were provided by the ET for the proposed dolphin observers.

The construction vessel management are presented in **Section 2.8** below.

According to Section 10.6.2.2 of the Updated EM&A Manual, audits of HSF implementation measures and Spill Responses Plan implementation measures will be conducted once every three months and every six months respectively for one year upon operation of 3RS. The 3RS was commissioned on 28 November 2024.

The second audit of HSF implementation measures upon operation of 3RS was conducted in May 2025, covering period from 1 March 2025 to 31 May 2025. No SkyPier HSFs were recorded travelling between HKIA SkyPier and Zhuhai / Macau.

The first audit of Spill Responses Plan measures upon operation of 3RS was conducted in May 2025, covering the period from 28 November 2024 to 31 May 2025. No specific findings were observed during the audit.

2.6 Environmental Site Inspection

Site inspections of the construction works were conducted by ET and IEC on a weekly and bi-weekly basis, respectively, to audit the implementation of proper environmental pollution control and mitigation measures for the Project. Besides, ad-hoc site inspections were also conducted by ET and IEC if environmental problems were identified, or subsequent to receipt of an environmental complaint, or as part of the investigation work. These site inspections served as a direct mechanism to reinforce the specified environmental protection requirements and pollution control measures at construction sites.

During site inspections, environmental situation, status of implementation of pollution control and mitigation measures were observed. Environmental documents and site records, including waste disposal record, maintenance record of environmental equipment, and relevant environmental permit and licences, were also checked on-site. Observations were recorded in the site inspection checklist and passed to the contractor together with the appropriate recommended mitigation measures where necessary in order to advise contractors on environmental improvement, awareness and on-site enhancement measures. The observations were made with reference to the following information during the site inspections:

- The EIA and EM&A requirements;
- Relevant environmental protection laws, guidelines, and practice notes;
- The EP conditions and other submissions under the EP;
- Monitoring results of EM&A programme;
- Works progress and programme;
- Proposal of individual works;
- Contract specifications on environmental protection; and
- Previous site inspection results.

Good site practices were implemented in the project to enhance environmental performance. Key examples implemented in the Project are highlighted as below:

1. Provision of automated water spraying at the stockpiling area by the contractor to suppress dust nuisance.
2. Provision of oil spillage drill for site personnel by the contractor.
3. Erection of noise insulation materials by the contractor to minimise the noise nuisance.

		
Provision of automated water spraying at the stockpiling area	Provision of oil spillage drill for site personnel	Erection of noise insulation materials

Besides, advice was given when necessary to ensure the construction workforce were familiar with relevant procedures, and to maintain good environmental performance on site. Regular toolbox talks on environmental issues were organised for the construction workforce by the contractors to ensure understanding and proper implementation of environmental protection and pollution control mitigation measures.

A summary of implementation status of the environmental mitigation measures for the construction phase of the Project during the reporting period is provided in **Appendix B**.

2.6.1 Landscape and Visual Mitigation Measures

Implementation of applicable landscape and visual mitigation measures (reference to the environmental protection measures CM1 – CM10 and OM7 in **Appendix B**) was monitored regularly in accordance with the Manual. The implementation status of the environmental protection measures is summarised in **Table 2.11**. For trees which were managed under the Project during the reporting period, relevant measures (i.e., CM1 – CM9) were implemented by Contract 3508 and 132kV cable. The total number of retained trees, transplanted trees and to-be-transplanted trees under the management of Project are summarized in **Table 2.12**.

The total number of retained trees of the Project remained unchanged (i.e. 76 nos.) comparing to the previous reporting quarter.

The cumulative total number of transplanted trees of the Project remained unchanged (i.e. 26 nos.) comparing with previous reporting quarter. Details of the summary of transplanted trees are shown in **Table 2.13**.

For OM7, the annual site inspection for long-term management period was conducted in April and May 2025 and the bi-monthly site inspections for 12-month establishment period was conducted in May 2025 during the reporting period.

Table 2.11: Landscape and Visual – Construction Phase Audit Summary

Landscape and Visual Mitigation Measures during Construction	Implementation Status	Relevant Contract(s) in the Reporting Period
Implementation Status		
CM1 – The construction area and contractor's temporary works areas shall be minimised to avoid impacts on adjacent landscape.	The implementation of mitigation measures were checked by ET during weekly site inspection and clarified by the Contractors during the monthly Environmental Management Meetings. Implementation of the measures CM5, CM6 and CM7 by Contractors was observed.	All works contracts
CM2 – Reduction of construction period to practical minimum.		
CM3 – Phasing of the construction stage to reduce visual impacts during the construction phase.		
CM4 – Construction traffic (land and sea) including construction plants, construction vessels and barges shall be kept to a practical minimum.		
CM5 – Erection of decorative mesh screens or construction hoardings around works areas in visually unobtrusive colours.		
CM6 – Avoidance of excessive height and bulk of site buildings and structures		
CM7 – Control of night-time lighting by hooding all lights and through minimisation of night working periods		
CM8 – All existing trees shall be carefully protected during construction. Detailed Tree Protection Specification shall be provided in the Contract Specification. Under this specification, the Contractor shall be required to submit, for approval, a detailed working method statement for the protection of trees prior to undertaking any works adjacent to all retained trees, including trees in contractor's works areas	Tree Protection Specifications were provided in the relevant Contract Specifications respectively for implementation by the Contractors under the Project. The Contractors' performance on the implementation of the trees maintenance and protection measures were observed and checked by the ET weekly during construction period.	3508, 132kV Cable
CM9 – Trees unavoidably affected by the works shall be transplanted where practical. A detailed Tree Transplanting Specification shall be provided in the Contract Specification, if applicable. Sufficient time for necessary tree root and crown preparation periods shall be allowed in the project programme	Tree Transplanting Specifications were provided in the relevant Contract Specifications respectively for implementation by the Contractors under the Project where trees will unavoidably be affected by the construction works. The Contractors were required to submit Method Statements for tree transplanting prior to the transplanting works. Tree inspections were conducted by ET to check the tree transplanting works implemented by the Contractors on site.	3508

Landscape and Visual Mitigation Measures during Construction	Implementation Status	Relevant Contract(s) in the Reporting Period
Implementation Status		
	<p>The Contractors' performance on the implementation of trees maintenance and protection measures on transplanted trees were observed and checked by the ET bi-monthly during the 12-month establishment period after the completion of each batch of transplanting works.</p> <p>Long term management of the transplanted trees were currently monitored by ET annually.</p>	
CM 10 – Land formation works shall be followed with advanced hydroseeding around taxiways and runways as soon as practical	The Contractor's performance on the implementation of advanced hydroseeding works was observed and checked by the ET during the weekly site inspection.	-
OM7 – Compensatory tree planting for all felled trees shall be provided to the satisfaction of relevant Government departments. Required numbers and locations of compensatory trees shall be determined and agreed separately with Government during the Tree Felling Application process under the relevant technical circulars. ⁽¹⁾	<p>Compensatory trees have been planted in batches at different time periods.</p> <p>The compensatory trees were checked by ET bi-monthly during the 12-month establishment period after the completion of each batch of compensatory tree planting works.</p> <p>Subsequently, the trees were monitored annually throughout the 10-year long-term management period, succeeding the establishment period for each batch of compensatory planting.</p>	AAHK

Note:

(1) AAHK is the management and maintenance agency of the compensatory trees. Tree Felling Application is not required for 3RS project.

Table 2.12: Summary of the Number of Retained, Transplanted and To-be-transplanted Trees in the Reporting Period

Contract No. / Works	Retained (nos.)	Transplanted (nos.)		To-be-transplanted (nos.)
		Establishment Period	Maintenance Period	
3503 ⁽¹⁾	0	0	9	0
3508	24	0	12	0
3801 ⁽²⁾	0	0	5	0
132kV Cable	52	0	0	0
Grand Total	76	0	26	0

Notes:

- (1) Contract 3503 was completed and the 9 transplanted trees, including T835, T836, T838, T812, T814, T815, T829, T830 and T831, have been handed over to AAHK in February 2022.
- (2) The 5 transplanted trees, including CT276, CT1253, CT1194, CT1794 and CT1795, have been handed over to other management agencies. Details of the management agency are presented in **Table 2.13**.

Table 2.13: Summary of the Transplanted Trees Updated in the Reporting Period

Tree ID	Transplant Date	Management Stage	Management Agency	Remarks
CT276	3 May 2018	<u>Long Term Management period</u> Jun 2019 – May 2028	Southern Landside Petrol Filling Station	Establishment Period was completed. Next inspection will be conducted in February 2026. Photos of the last inspection in February 2025 can be referred to Table 7.7 of the Construction Phase Monthly EM&A Report No. 110.
CT1253	4 May 2018	<u>Long Term Management period</u> Jun 2019 – May 2028	Southern Landside Petrol Filling Station	
T835	22 Jan 2020	<u>Long Term Management period</u> Feb 2021 – Jan 2030	AAHK	Establishment Period was completed. The trees within the land parcel were acquired for construction of infrastructure. The trees were felled in 2023.
T836	13 Dec 2019	<u>Long Term Management period</u> Feb 2021 – Jan 2030	AAHK	
T838	22 Jan 2020	<u>Long Term Management period</u> Feb 2021 – Jan 2030	AAHK	
T812	21 Dec 2020	<u>Long Term Management period</u> Jan 2022 – Dec 2031	AAHK	
T814	20 Dec 2020	<u>Long Term Management period</u> Jan 2022 – Dec 2031	AAHK	Establishment Period was completed. Next inspection will be conducted in December 2025. Photos of the last inspection in December 2024 can be referred to Table 7.7 of the Construction Phase Monthly EM&A Report No. 108.
T815	15 Dec 2020	<u>Long Term Management period</u> Jan 2022 – Dec 2031	AAHK	
T829	18 Dec 2020	<u>Long Term Management period</u> Jan 2022 – Dec 2031	AAHK	
T830	14 Dec 2020	<u>Long Term Management period</u> Jan 2022 – Dec 2031	AAHK	
T831	19 Dec 2020	<u>Long Term Management period</u> Jan 2022 – Dec 2031	AAHK	
T1493	6 Jul 2021	<u>Long Term Management period</u> Aug 2022 – Jul 2031	Contract 3508	Establishment Period was completed. Next inspection will be conducted in July 2025. Photos of the last inspection in July 2024 can be referred to Table 7.7 of the Construction Phase Monthly EM&A Report No.103.
T1494	6 Jul 2021	<u>Long Term Management period</u> Aug 2022 – Jul 2031	Contract 3508	
T1495	10 Jul 2021	<u>Long Term Management period</u> Aug 2022 – Jul 2031	Contract 3508	
T1496	5 Jul 2021	<u>Long Term Management period</u> Aug 2022 – Jul 2031	Contract 3508	
T1497	5 Jul 2021	<u>Long Term Management period</u> Aug 2022 – Jul 2031	Contract 3508	
T1498	29 Jun 2021	<u>Long Term Management period</u> Aug 2022 – Jul 2031	Contract 3508	

Tree ID	Transplant Date	Management Stage	Management Agency	Remarks
T1499	29 Jun 2021	<u>Long Term Management period</u> Aug 2022 – Jul 2031	Contract 3508	
T1500	30 Jun 2021	<u>Long Term Management period</u> Aug 2022 – Jul 2031	Contract 3508	
T1501	30 Jun 2021	<u>Long Term Management period</u> Aug 2022 – Jul 2031	Contract 3508	
T1502	5 Jul 2021	<u>Long Term Management period</u> Aug 2022 – Jul 2031	Contract 3508	
T1503	6 Jul 2021	<u>Long Term Management period</u> Aug 2022 – Jul 2031	Contract 3508	
T1504	24 Jun 2021	<u>Long Term Management period</u> Aug 2022 – Jul 2031	Contract 3508	
CT1194	4 May 2018	<u>Long Term Management period</u> Jun 2019 – May 2028	Southern Landside Petrol Filling Station	Establishment Period was completed. Uprooted and collapsed due to Typhoon Higos on 18 August 2020. Tree removal was conducted as recommended by tree specialist of the contractor of Southern Landside Petrol Filling Station.
CT1794	3 May 2018	<u>Long Term Management period</u> Jun 2019 – May 2028	AsiaWorld-Expo	Establishment Period was completed. The tree within the land parcel was acquired by the government for construction of emergency hospital to handle COVID19 pandemic at AsiaWorld-Expo. The tree was felled in late 2020.
CT1795	3 May 2018	<u>Long Term Management period</u> Jun 2019 – May 2028	AsiaWorld-Expo	Establishment Period was completed. The tree within the land parcel was acquired by the government for construction of emergency hospital to handle COVID19 pandemic at AsiaWorld-Expo. The tree was felled in late 2020.

2.6.2 Land Contamination Assessment

The Supplementary CAP was submitted to EPD pursuant to EP Condition 2.20. The CARs for Golf Course and T2 Emergency Power Supply Systems (EPSS) were submitted to EPD in accordance with EP Condition 1.9 and the Supplementary CAP, in which no land contamination issues were identified. EPD has issued no further comment for aforesaid CARs. No leakage was found after the removal of underground fuel pipelines and all required additional photos were submitted to EPD.

According to the approved supplementary CAP, there are 3 remaining locations where site re-appraisal / additional site investigation is proposed. The site re-appraisal summary report for Fire Training Facility was submitted and accepted by EPD on 20 December 2023. The status of site re-appraisal/ additional site investigation of the 2 remaining locations (Fuel Tank Room to the west of CAD Antenna Farm and Airside Petrol Filling Station) shall be further updated upon latest development programme is available.

2.7 Audit of SkyPier High Speed Ferries

The Marine Travel Routes and Management Plan for High Speed Ferries of SkyPier (the SkyPier Plan) was submitted to the Advisory Council on the Environment for comment and subsequently submitted to and approved by EPD in November 2015 under EP Condition 2.10. The approved SkyPier Plan is available on the dedicated website of the Project. In the SkyPier Plan, AAHK has committed to implement the mitigation measure of requiring HSFs of SkyPier travelling between HKIA and Zhuhai / Macau to start diverting the route with associated speed control across the area, i.e. Speed Control Zone (SCZ), with high CWD abundance. The route diversion and speed restriction at the SCZ have been implemented since 28 December 2015.

During the reporting period, the SkyPier HSF travelling to and from Zhuhai and Macau has been suspended until further notice. No SkyPier HSFs were recorded travelling HKIA SkyPier and Zhuhai / Macau.

2.8 Audit of Construction and Associated Vessels

The updated Marine Travel Routes and Management Plan for Construction and Associated Vessels (MTPMP-CAV) was approved by EPD on 16 May 2025 under EP Condition 2.9.

Following its implementation, the Marine Surveillance System (MSS) automatically recorded any deviations, while the ET conducted bi-weekly audit of relevant information including AIS data, vessel tracks and other relevant records up to May 2025. Starting from June 2025, the ET transitioned to auditing construction and associated vessels activities based on the marine travel routes records submitted by the contractors, ensuring compliance with the MTRMP-CAV requirements.

To support effective vessel management, the contractors continued to submit 3-month rolling vessel plans for construction vessel activities to AAHK in order to help maintain the number of construction vessels at a practicable minimum. The IEC also carried out compliance audits as part of the EM&A programme.

During April and May 2025, deviations including speeding and entry into no-entry zones were identified. After investigation by the contractors' Construction Traffic Control Centre (CTCC) representatives, all the concerned captains were reminded to adhere strictly to the MTRMP-CAV requirements.

In June 2025, the ET commenced audits based on the marine travel routes records submitted by contractors. Observations regarding malfunctioning AIS performance on the construction and associated vessels were recorded. The concerned contractor has been followed up to address the AIS performance issues on their vessels. All relevant contractors were reminded to comply with the MTRMP-CAV requirements.

Furthermore, a skipper training workshop was held by contractor's Environmental Officer, attended by one skipper. A competency test was subsequently conducted by the ET to assess the trained skipper's understanding and adherence to the plan.

2.9 Review of the Key Assumptions Adopted in the EIA Report

With reference to Appendix E of the Manual, it is noted that the key assumptions adopted in approved EIA report for the construction phase are still valid and no major changes are involved. The environmental mitigation measures recommended in the approved EIA Report remain applicable and shall be implemented in undertaking construction works for the Project.

3 Report on Non-compliance, Complaints, Notifications of Summons and Prosecutions

3.1 Compliance with Other Statutory Environmental Requirements

During the reporting period, environmental related licenses and permits required for the construction activities were checked. No non-compliance with environmental statutory requirements was recorded.

3.2 Analysis and Interpretation of Complaints, Notification of Summons and Status of Prosecutions

3.2.1 Complaints

During the reporting period, one environmental complaint was received and the details are summarized in **Table 3.1** below.

Table 3.1: Summary of Environmental Complaints

Date of Complaint Received	Details	Analysis/ Remedial Actions	Status
25 April 2025	A complaint regarding dust nuisance was received.	A complaint was received on 25 April 2025 concerning dust nuisance at South Wing Level 6 of Terminal 2 Concourse. In accordance with the Project's Manual and Complaint Management Plan, the ET initiated an investigation. The relevant contractor confirmed that mixing works had been conducted in the area. Prior to resuming such activities, dust mitigation measures were enhanced and training was provided to workers. ET conducted site inspections and did not observe any dust-related items. The contractor was reminded to continue reviewing dust control measures and ensure proper training is provided before future mixing works. Based on the findings, the complaint case is considered resolved and closed.	Closed

3.2.2 Notifications of Summons or Status of Prosecution

Neither notification of summons nor prosecution was received during the reporting period.

3.3 Cumulative Statistics

Cumulative statistics on valid exceedance, non-compliance, complaints, notifications of summons and status of prosecutions are summarised in **Table 3.2** and **Table 3.3**.

Table 3.2: Statistics for Valid Exceedances for the Environmental Monitoring

		Total No. Recorded in the Reporting Period	Total No. Recorded since the Project Commenced
1-hr TSP	Action Level	0	0
	Limit Level	0	0
Noise	Action Level	0	0
	Limit Level	0	0
Waste	Action Level	0	1
	Limit Level	0	0
Water	Action Level	Nil ⁽²⁾	0
	Limit Level	Nil ⁽²⁾	0
CWD	Action Level	Nil ⁽³⁾	0
	Limit Level	Nil ⁽³⁾	0

Remarks: 1) Non-project related triggers of Action or Limit Level are not shown in this table.

2) With the completion of land formation works including seawall construction and all marine filling works in the first quarter of 2023, the construction phase water quality impact monitoring was terminated after 31 October 2023. No water quality impact monitoring was undertaken during the reporting period.

3) Construction phase CWD monitoring by small vessel line-transect survey supplemented by land-based theodolite tracking survey and passive acoustic monitoring was completed in December 2023. No CWD impact monitoring was undertaken during the reporting period.

Table 3.3: Statistics for Non-compliance, Complaints, Notifications of Summons and Prosecution

Reporting Period	Cumulative Statistics			
	Non-compliance	Complaints	Notifications of Summons	Prosecutions
This reporting period	0	1	0	0
From 28 December 2015 to end of the reporting period	0	82	2	2

4 Conclusion and Recommendation

The new North Runway was commissioned in November 2022. Following the completion of reconfiguration works on the Centre Runway, the 3RS was commissioned on 28 November 2024. In the second quarter of 2025, the EM&A programme has been implemented as planned, including construction air quality, construction noise, operation phase CWD monitoring, and waste monitoring, as well as environmental site inspections.

Key project activities included pavement, concourse superstructure, and tunnel works for AMP and BHS in reclamation areas, and T2 expansion, utilities, road and drainage works excavation on the existing airport island.

During the reporting period, monitoring results showed no exceedances in construction dust, construction noise, and construction waste and no non-conformity in landscape & visual monitoring. All water impact monitoring and post-construction phase water quality monitoring have been completed. Operation phase CWD monitoring recorded 29 sightings of 67 dolphins under favourable conditions.

Regular site inspections were conducted to ensure implementation of appropriate environmental pollution control and mitigation measures. Findings from these inspections were recorded in the site inspection checklists and issued to the contractors for their action. No SkyPier HSFs were recorded travelling HKIA SkyPier and Zhuhai / Macau. Audit of the MSS and marine travel routes records were conducted, ensuring the contractors fully complied with the requirements of the MTRMP-CAV.

The recommended environmental mitigation measures outlined in the EM&A programme were effectively implemented during the reporting period. Also, the EM&A programme as carried out by the ET, has effectively monitored the construction activities and ensured the proper implementation of mitigation measures.

Figures

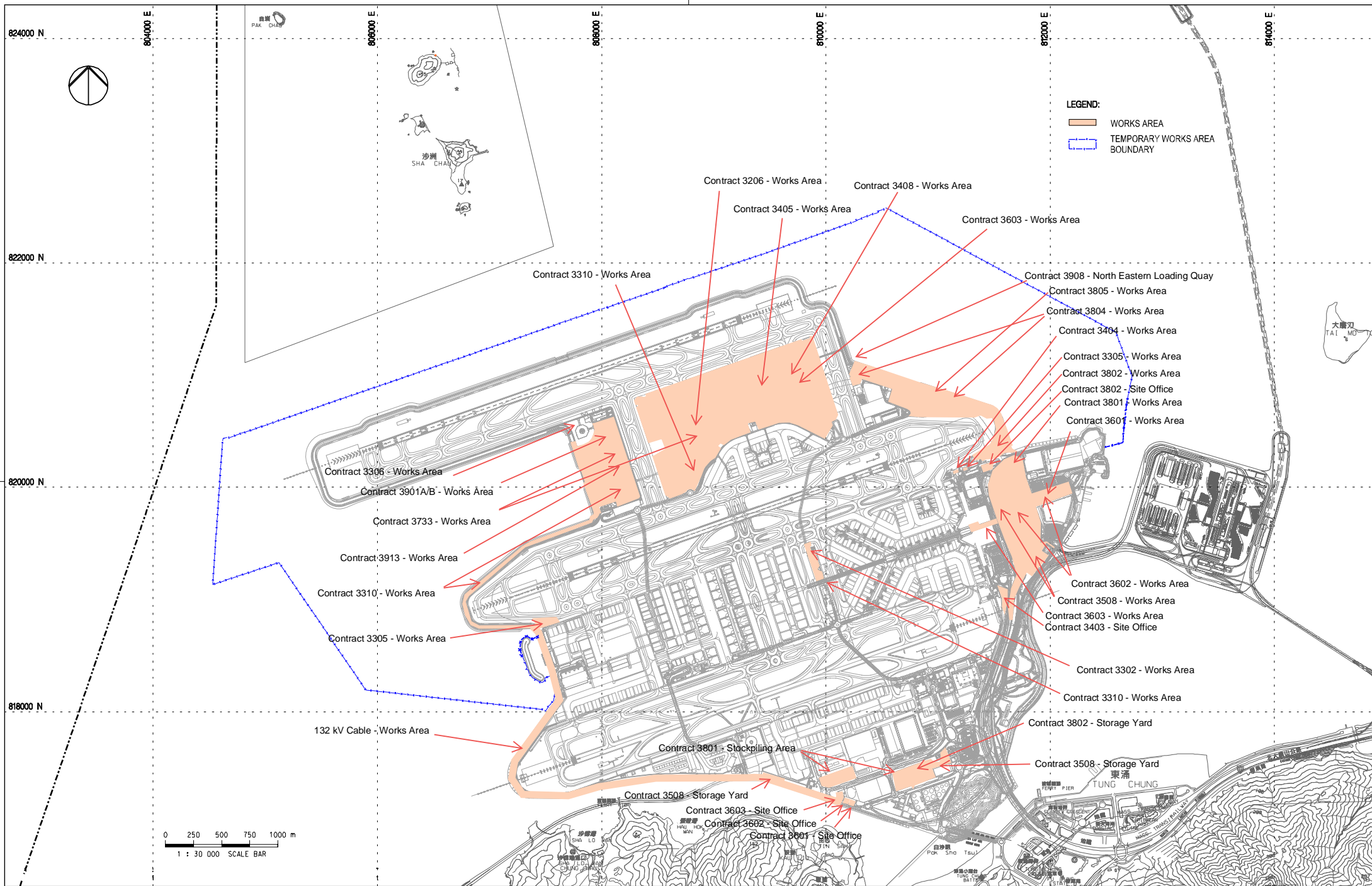
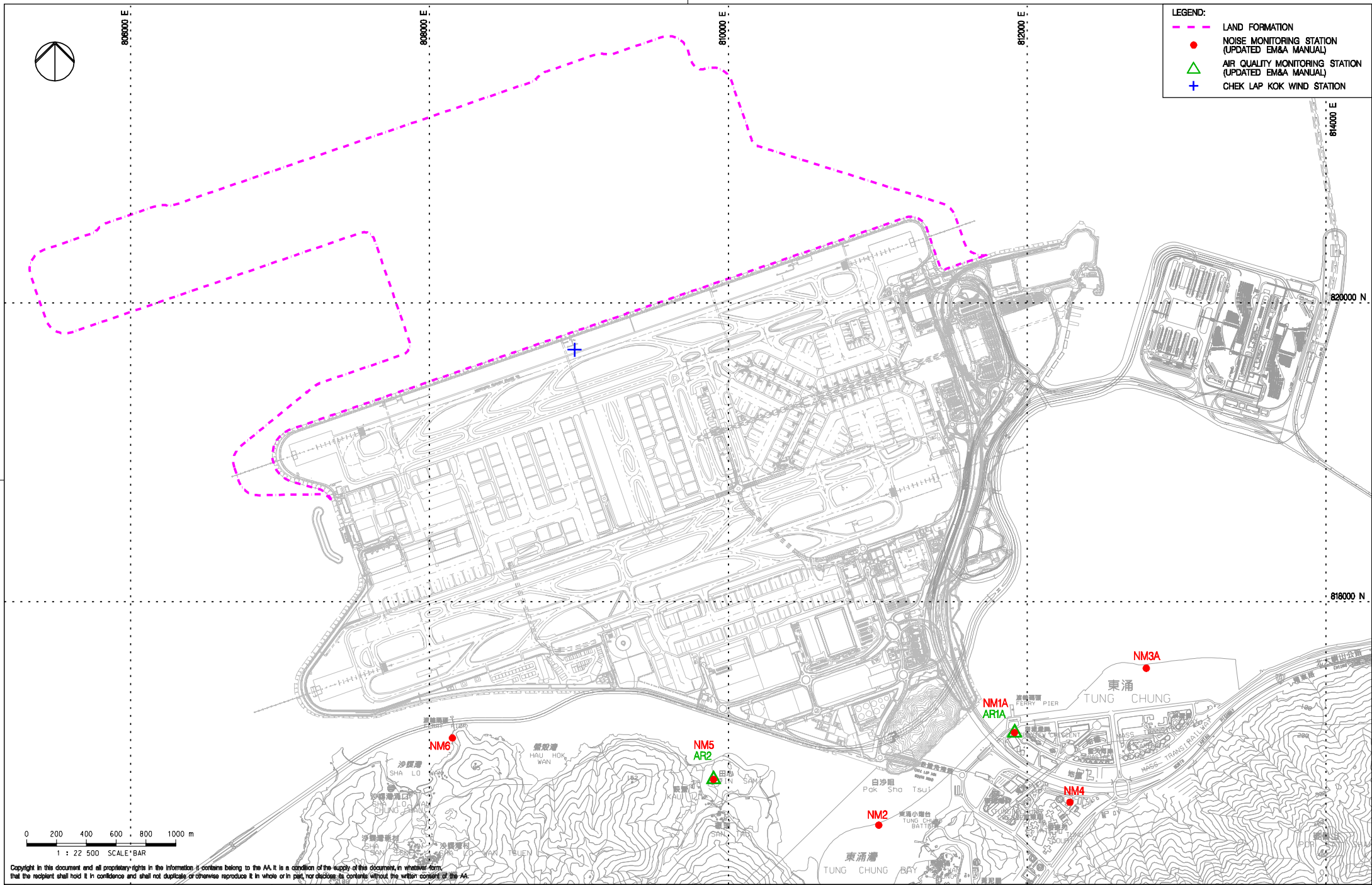


FIGURE 1.1 LOCATIONS OF KEY CONSTRUCTION ACTIVITIES (after commissioning of 3RS)

Note: The locations are for indicative purpose. The actual construction work locations are in accordance with the construction work programme



Copyright in this document and all proprietary rights in the information it contains belong to the AA. It is a condition of the supply of this document, in whatever form, that the recipient shall hold it in confidence and shall not duplicate or otherwise reproduce it in whole or in part, nor disclose its contents without the written consent of the AA.

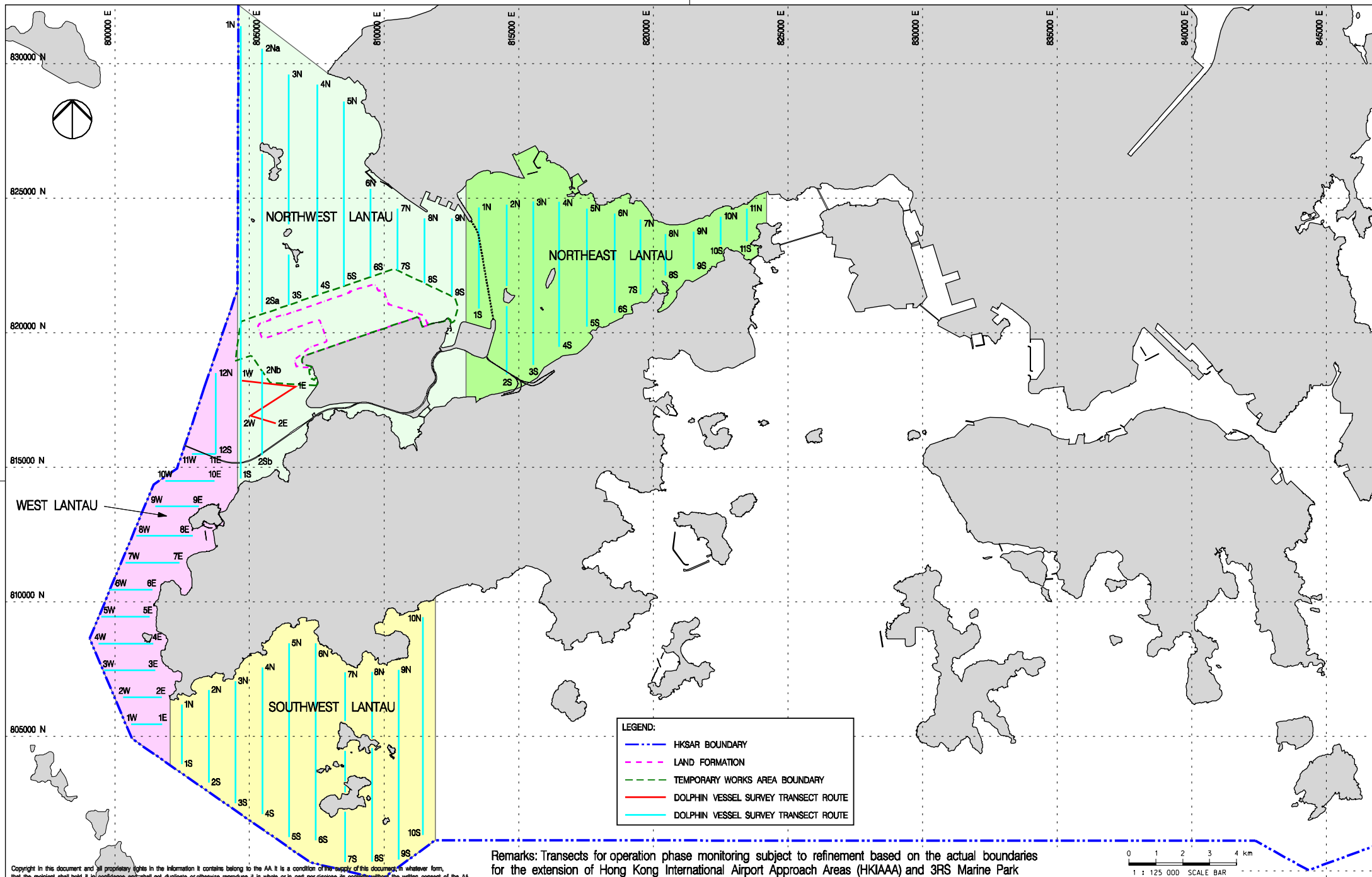
Rev.	Date	Description	Checked
A	06JAN16	FIRST ISSUE	RO
B	29JAN16	GENERAL REVISION	RO
C	11FEB16	GENERAL REVISION	RO
D	29OCT18	GENERAL REVISION	SH



Title
LOCATIONS OF AIR AND NOISE MONITORING STATIONS AND CHEK LAP KOK WIND STATION

Consultant's Signatures for Approval		Date
Design	TK	29OCT18
Checkers	TK	29OCT18
Approver	EC	29OCT18

EXPANSION OF HONG KONG INTERNATIONAL AIRPORT INTO A THREE-RUNWAY SYSTEM		Scale at A3
Drawing No.	FIGURE 2.1	1 : 22500
Rev.	D	



Copyright in this document and all proprietary rights in the information it contains belong to the AA. It is a condition of the supply of this document, in whatever form, that the recipient shall hold it in confidence and shall not duplicate or otherwise reproduce it in whole or in part, nor disclose its contents without the written consent of the AA.

Remarks: Transects for operation phase monitoring subject to refinement based on the actual boundaries for the extension of Hong Kong International Airport Approach Areas (HKIAAA) and 3RS Marine Park

Rev.	Date	Description	Checked
B	27JUL16	GENERAL REVISION	JT
C	08FEB17	GENERAL REVISION	JT
D	01MAR17	GENERAL REVISION	JT
E	29OCT18	GENERAL REVISION	SH
F	04APR19	GENERAL REVISION	SH

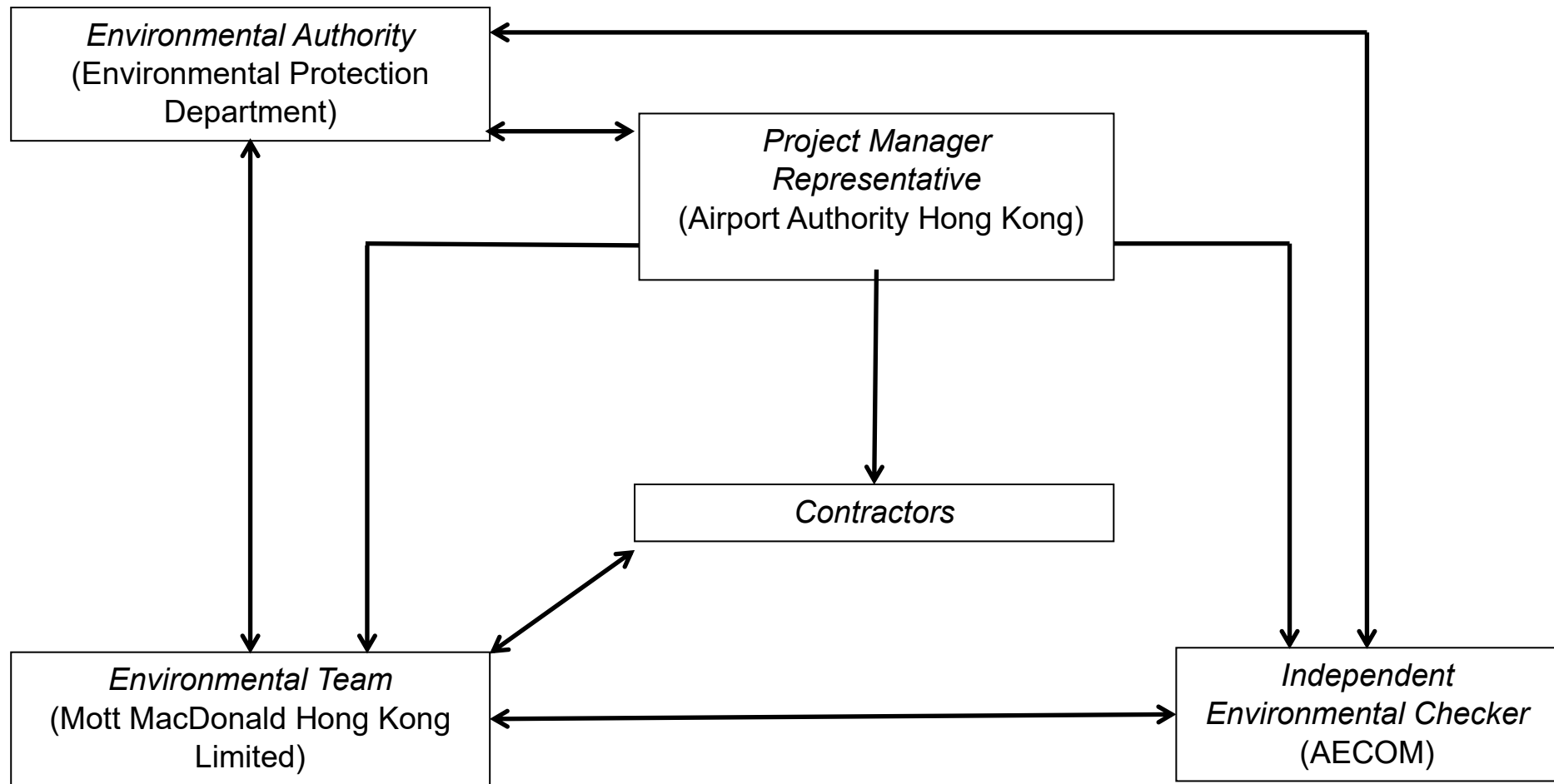


Title
VESSEL BASED DOLPHIN MONITORING
TRANSECTS IN CONSTRUCTION,
POST-CONSTRUCTION AND OPERATION PHASES

Consultant's Signatures for Approval		Date
Design	JC	04APR19
Checkers	JC / TK	04APR19
Approver	EC	04APR19

EXPANSION OF HONG KONG INTERNATIONAL AIRPORT INTO A THREE-RUNWAY SYSTEM		Scale at A3 1:125000
Drawing No.	FIGURE 2.2	Rev. F

Appendix A. Project Organization Chart



Appendix B. Environmental Mitigation Implementation Schedule (EMIS) for Construction Phase

Environmental Mitigation Implementation Schedule (EMIS) for Construction Phase

EIA Ref.	EM&A Ref.	EP Condition	Environmental Protection Measures	Location / Duration of measures Timing of completion of measures	Mitigation Measures Implemented?^
Air Quality Impact – Construction Phase					
5.2.6.2	2.1	-	Dust Control Measures <ul style="list-style-type: none"> Water spraying for 12 times a day or once every two hours for 24-hour working at all active works area. 	Within construction site / Duration of the construction phase	I
5.2.6.3	2.1	-	<ul style="list-style-type: none"> Covering of at least 80% of the stockpiling area by impervious sheets. Water spraying of all dusty materials immediately prior to any loading transfer operation so as to keep the dusty material wet during material handling. 	Within construction site / Duration of the construction phase	I
5.2.6.4	2.1	-	Dust control practices as stipulated in the Air Pollution Control (Construction Dust) Regulation should be adopted. These practices include: Good Site Management <ul style="list-style-type: none"> Good site management is important to help reducing potential air quality impact down to an acceptable level. As a general guide, the Contractor should maintain high standard of housekeeping to prevent emission of fugitive dust. Loading, unloading, handling and storage of raw materials, wastes or by-products should be carried out in a manner so as to minimise the release of visible dust emission. Any piles of materials accumulated on or around the work areas should be cleaned up regularly. Cleaning, repair and maintenance of all plant facilities within the work areas should be carried out in a manner minimising generation of fugitive dust emissions. The material should be handled properly to prevent fugitive dust emission before cleaning. 	Within construction site / Duration of the construction phase	I
			Disturbed Parts of the Roads <ul style="list-style-type: none"> Each and every main temporary access should be paved with concrete, bituminous hardcore materials or metal plates and kept clear of dusty materials; or Unpaved parts of the road should be sprayed with water or a dust suppression chemical so as to keep the entire road surface wet. 	Within construction site / Duration of the construction phase	I
			Exposed Earth <ul style="list-style-type: none"> Exposed earth should be properly treated by compaction, hydroseeding, vegetation planting or seating with latex, vinyl, bitumen within six months after the last construction activity on the site or part of the site where the exposed earth lies. 	Within construction site / Duration of the construction phase	I

EIA Ref.	EM&A Ref.	EP Condition	Environmental Protection Measures	Location / Duration of measures Timing of completion of measures	Mitigation Measures Implemented?^
			<p>Loading, Unloading or Transfer of Dusty Materials</p> <ul style="list-style-type: none"> All dusty materials should be sprayed with water immediately prior to any loading or transfer operation so as to keep the dusty material wet. 	Within construction site / Duration of the construction phase	I
			<p>Debris Handling</p> <ul style="list-style-type: none"> Any debris should be covered entirely by impervious sheeting or stored in a debris collection area sheltered on the top and the three sides; and Before debris is dumped into a chute, water should be sprayed so that it remains wet when it is dumped. 	Within construction site / Duration of the construction phase	I
			<p>Transport of Dusty Materials</p> <ul style="list-style-type: none"> Vehicle used for transporting dusty materials/spoils should be covered with tarpaulin or similar material. The cover should extend over the edges of the sides and tailboards. 	Within construction site / Duration of the construction phase	I
			<p>Wheel washing</p> <ul style="list-style-type: none"> Vehicle wheel washing facilities should be provided at each construction site exit. Immediately before leaving the construction site, every vehicle should be washed to remove any dusty materials from its body and wheels. 	Within construction site / Duration of the construction phase	I
			<p>Use of vehicles</p> <ul style="list-style-type: none"> The speed of the trucks within the site should be controlled to about 10km/hour in order to reduce adverse dust impacts and secure the safe movement around the site; Immediately before leaving the construction site, every vehicle should be washed to remove any dusty materials from its body and wheels; and Where a vehicle leaving the construction site is carrying a load of dusty materials, the load should be covered entirely by clean impervious sheeting to ensure that the dusty materials do not leak from the vehicle. 	Within construction site / Duration of the construction phase	I
			<p>Site hoarding</p> <ul style="list-style-type: none"> Where a site boundary adjoins a road, street, service lane or other area accessible to the public, hoarding of not less than 2.4m high from ground level should be provided along the entire length of that portion of the site boundary except for a site entrance or exit. 	Within construction site / Duration of the construction phase	I
5.2.6.5	2.1	-	<p>Best Practices for Concrete Batching Plant</p> <p>The relevant best practices for dust control as stipulated in the Guidance Note on the Best Practicable Means for Cement Works (Concrete Batching Plant) BPM 3/2 as well as in the future Specified Process licence should be adopted. The best practices are recommended to be applied to both the land based and floating concrete batching plants. Best practices include:</p> <p>Cement and other dusty materials</p>	Within Concrete Batching Plant / Duration of the construction phase	I

EIA Ref.	EM&A Ref.	EP Condition	Environmental Protection Measures	Location / Duration of measures Timing of completion of measures	Mitigation Measures Implemented?^
			<ul style="list-style-type: none"> ▪ The loading, unloading, handling, transfer or storage of cement, pulverised fuel ash (PFA) and/or other equally dusty materials shall be carried in a totally enclosed system acceptable to EPD. All dust-laden air or waste gas generated by the process operations shall be properly extracted and vented to fabric filtering system to meet the required emission limit; ▪ Cement, PFA and/or other equally dusty materials shall be stored in storage silo fitted with audible high-level alarms to warn of over-filling. The high-level alarm indicators shall be interlocked with the material filling line such that in the event of the silo approaching an overfilling condition, an audible alarm will operate, and after 1 minute or less the material filling line will be closed; ▪ Vents of all silos shall be fitted with fabric filtering system to meet the required emission limit; ▪ Vents of cement/PFA weighing scale shall be fitted with fabric filtering system to meet the required emission limit; and ▪ Seating of pressure relief valves of all silos shall be checked, and the valves re-seated if necessary, before each delivery. 		
			<p>Other raw materials</p> <ul style="list-style-type: none"> ▪ The loading, unloading, handling, transfer or storage of other raw materials which may generate airborne dust emissions such as crushed rock, sand, stone aggregate, shall be carried out in such a manner to prevent or minimize dust emissions; ▪ The materials shall be adequately wetted prior to and during the loading, unloading and handling operations. Manual or automatic water spraying system shall be provided at all unloading areas, stockpiles and material discharge points; ▪ All receiving hoppers for unloading relevant materials shall be enclosed on three sides up to 3 m above the unloading point. In no case shall these hoppers be used as the material storage devices; ▪ The belt conveyor for handling materials shall be enclosed on top and two sides with a metal board at the bottom to eliminate any dust emission due to wind-whipping effect. Other type of enclosure will also be accepted by EPD if it can be demonstrated that the proposed enclosure can achieve same performance; ▪ All conveyor transfer points shall be totally enclosed. Openings for the passage of conveyors shall be fitted with adequate flexible seals; ▪ Scrapers shall be provided at the turning points of all conveyors to remove dust adhered to the belt surface; ▪ Conveyors discharged to stockpiles of relevant materials shall be arranged to minimize free fall as far as practicable. All free falling transfer points from conveyors to stockpiles shall be enclosed with chute(s) and water sprayed; ▪ Aggregates with a nominal size less than or equal to 5 mm should be stored in totally enclosed structure such as storage bin and should not be handled in open area. Where there is sufficient buffer area surrounding the concrete batching plant, ground stockpiling may be used; 	Within Concrete Batching Plant / Duration of the construction phase	I

EIA Ref.	EM&A Ref.	EP Condition	Environmental Protection Measures	Location / Duration of measures Timing of completion of measures	Mitigation Measures Implemented?^
			<ul style="list-style-type: none"> The stockpile shall be enclosed at least on top and three sides and with flexible curtain to cover the entrance side; Aggregates with a nominal size greater than 5 mm should preferably be stored in a totally enclosed structure. If open stockpiling is used, the stockpile shall be enclosed on three sides with the enclosure wall sufficiently higher than the top of the stockpile to prevent wind whipping; and The opening between the storage bin and weighing scale of the materials shall be fully enclosed. 		
			<p>Loading of materials for batching</p> <ul style="list-style-type: none"> Concrete truck shall be loaded in such a way as to minimise airborne dust emissions. The following control measures shall be implemented: <ul style="list-style-type: none"> (a) Pre-mixing the materials in a totally enclosed concrete mixer before loading the materials into the concrete truck is recommended. All dust-laden air generated by the pre-mixing process as well as the loading process shall be totally vented to fabric filtering system to meet the required emission limit; and (b) If truck mixing batching or other types of batching method is used, effective dust control measures acceptable to EPD shall be adopted. The dust control measures must have been demonstrated to EPD that they are capable to collect and vent all dust-laden air generated by the material loading/mixing to dust arrestment plant to meet the required emission limit. The loading bay shall be totally enclosed during the loading process. 	Within Concrete Batching Plant / Duration of the construction phase	I
			<p>Vehicles</p> <ul style="list-style-type: none"> All practicable measures shall be taken to prevent or minimize the dust emission caused by vehicle movement; and All access and route roads within the premises shall be paved and adequately wetted. 	Within Concrete Batching Plant / Duration of the construction phase	I
			<p>Housekeeping</p> <ul style="list-style-type: none"> A high standard of housekeeping shall be maintained. All spillages or deposits of materials on ground, support structures or roofs shall be cleaned up promptly by a cleaning method acceptable to EPD. Any dumping of materials at open area shall be prohibited. 	Within Concrete Batching Plant / Duration of the construction phase	I
5.2.6.6	2.1	-	<p>Best Practices for Asphaltic Concrete Plant</p> <p>The relevant best practices for dust control as stipulated in the Guidance Note on the Best Practicable Means for Tar and Bitumen Works (Asphaltic Concrete Plant) BPM 15 (94) as well as in the future Specified Process licence should be adopted. These include:</p> <p>Design of Chimney</p> <ul style="list-style-type: none"> The chimney shall not be less than 3 metres plus the building height or 8 metres above ground level, whichever is the greater; The efflux velocity of gases from the main chimney shall not be less than 12 m/s at full load condition; 	Within Asphaltic Concrete Plant / Duration of the construction phase	I

EIA Ref.	EM&A Ref.	EP Condition	Environmental Protection Measures	Location / Duration of measures Timing of completion of measures	Mitigation Measures Implemented?^
			<ul style="list-style-type: none"> The flue gas exit temperature shall not be less than the acid dew point; and Release of the chimney shall be directed vertically upwards and not be restricted or deflected. 		
			<p>Cold feed side</p> <ul style="list-style-type: none"> The aggregates with a nominal size less than or equal to 5 mm shall be stored in totally enclosed structure such as storage bin and shall not be handled in open area; Where there is sufficient buffer area surrounding the plant, ground stockpiling may be used. The stockpile shall be enclosed at least on top and three sides and with flexible curtain to cover the entrance side. If these aggregates are stored above the feeding hopper, they shall be enclosed at least on top and three sides and be wetted on the surface to prevent wind-whipping; The aggregates with a nominal size greater than 5 mm should preferably be stored in totally enclosed structure. Aggregates stockpile that is above the feeding hopper shall be enclosed at least on top and three sides. If open stockpiling is used, the stockpiles shall be enclosed on three sides with the enclosure wall sufficiently higher than the top of the stockpile to prevent wind whipping; Belt conveyors shall be enclosed on top and two sides and provided with a metal board at the bottom to eliminate any dust emission due to the wind-whipping effect. Other type of enclosure will also be accepted by EPD if it can be demonstrated that the proposed enclosure can be achieve the same performance; Scrapers shall be provided at the turning points of all belt conveyors inside the chute of the transfer points to remove dust adhered to the belt surface; All conveyor transfer points shall be totally enclosed. Openings for the passages of conveyors shall be fitted with adequate flexible seals; and All materials returned from dust collection system shall be transferred in enclosed system and shall be stored inside bins or enclosures. 	<p>Within Asphaltic Concrete Plant / Duration of the construction phase</p>	I
			<p>Hot feed side</p> <ul style="list-style-type: none"> The inlet and outlet of the rotary dryer shall be enclosed and ducted to a dust extraction and collection system such as a fabric filter. The particulate and gaseous concentration at the exhaust outlet of the dust collector shall not exceed the required limiting values; The bucket elevator shall be totally enclosed and the air be extracted and ducted to a dust collection system to meet the required particulates limiting value; All vibratory screens shall be totally enclosed and dust tight with close-fitted access inspection opening. Gaskets shall be installed to seal off any cracks and edges of any inspection openings; Chutes for carrying hot material shall be rigid and preferably fitted with abrasion resistant plate inside. They shall be inspected daily for leakages; All hot bins shall be totally enclosed and dust tight with close-fitted access inspection opening. Gaskets shall be installed to seal off any cracks and edges of any inspection openings. The air shall be extracted and ducted to a dust collection system to meet the required particulates limiting value; and 	<p>Within Asphaltic Concrete Plant / Duration of the construction phase</p>	I

EIA Ref.	EM&A Ref.	EP Condition	Environmental Protection Measures	Location / Duration of measures Timing of completion of measures	Mitigation Measures Implemented?^
			<ul style="list-style-type: none"> Appropriate control measures shall be adopted in order to meet the required bitumen emission limit as well as the ambient odour level (2 odour units). 		
			<p>Material transportation</p> <ul style="list-style-type: none"> The loading, unloading, handling, transfer or storage of other raw materials which may generate airborne dust emissions such as crushed rocks, sands, stone aggregates, reject fines, shall be carried out in such a manner as to minimize dust emissions; Roadways from the entrance of the plant to the product loading points and/or any other working areas where there are regular movements of vehicles shall be paved or hard surfaced; and Haul roads inside the Works shall be adequately wetted with water and/or chemical suppressants by water trucks or water sprayers. 	Within Asphaltic Concrete Plant / Duration of the construction phase	I
			<p>Control of emissions from bitumen decanting</p> <ul style="list-style-type: none"> The heating temperature of the particular bitumen type and grade shall not exceed the corresponding temperature limit of the same type listed in Appendix 1 of the Guidance Note; Tamper-free high temperature cut-off device shall be provided to shut off the fuel supply or electricity in case the upper limit for bitumen temperature is reached; Proper chimney for the discharge of bitumen fumes shall be provided at high level; The emission of bitumen fumes shall not exceed the required emission limit; and The air-to-fuel ratio shall be properly controlled to allow complete combustion of the fuel. The fuel burners, if any, shall be maintained properly and free from carbon deposits in the burner nozzles. 	Within Asphaltic Concrete Plant / Duration of the construction phase	I
			<p>Liquid fuel</p> <ul style="list-style-type: none"> The receipt, handling and storage of liquid fuel shall be carried out so as to prevent the release of emissions of organic vapours and/or other noxious and offensive emissions to the air. 	Within Asphaltic Concrete Plant / Duration of the construction phase	I
			<p>Housekeeping</p> <ul style="list-style-type: none"> A high standard of housekeeping shall be maintained. Waste material, spillage and scattered piles gathered beneath belt conveyors, inside and around enclosures shall be cleared frequently. The minimum clearing frequency is on a weekly basis. 	Within Asphaltic Concrete Plant / Duration of the construction phase	I
5.2.6.7	2.1	-	<p>Best Practices for Rock Crushing Plants</p> <p>The relevant best practices for dust control as stipulated in the Guidance Note on the Best Practicable Means for Mineral Works (Stone Crushing Plant) BPM 11/1 (95) as well as in the future Specified Process licence should be adopted. These include:</p> <p>Crushers</p>	Within Rock Crushing Plant / Duration of the construction phase	N/A as there was no rock crushing plant at this stage

EIA Ref.	EM&A Ref.	EP Condition	Environmental Protection Measures	Location / Duration of measures Timing of completion of measures	Mitigation Measures Implemented?^
			<ul style="list-style-type: none"> The outlet of all primary crushers, and both inlet and outlet of all secondary and tertiary crushers, if not installed inside a reasonably dust tight housing, shall be enclosed and ducted to a dust extraction and collection system such as a fabric filter; The inlet hopper of the primary crushers shall be enclosed on top and 3 sides to contain the emissions during dumping of rocks from trucks. The rock while still on the trucks shall be wetted before dumping; Water sprayers shall be installed and operated in strategic locations at the feeding inlet of crushers; and Crusher enclosures shall be rigid and be fitted with self-closing doors and close-fitting entrances and exits. Where conveyors pass through the crusher enclosures, flexible covers shall be installed at entries and exits of the conveyors to the enclosure. 		
			<p>Vibratory screens and grizzlies</p> <ul style="list-style-type: none"> All vibratory screens shall be totally enclosed in a housing. Screenhouses shall be rigid and reasonably dust tight with self-closing doors or close-fitted entrances and exits for access. Where conveyors pass through the screenhouse, flexible covers shall be installed at entries and exits of the conveyors to the housing. Where containment of dust within the screenhouse structure is not successful then a dust extraction and collection system shall be provided; and All grizzlies shall be enclosed on top and 3 sides and sufficient water sprayers shall be installed at their feeding and outlet areas. 	Within Rock Crushing Plant / Duration of the construction phase	N/A as there was no rock crushing plant at this stage
			<p>Belt conveyors</p> <ul style="list-style-type: none"> Except for those conveyors which are placed within a totally enclosed structure such as a screenhouse or those erected at the ground level, all conveyors shall be totally enclosed with windshield on top and 2 sides; Effective belt scraper such as the pre-cleaner blades made by hard wearing materials and provided with pneumatic tensioner, or equivalent device, shall be installed at the head pulley of designated conveyor as required to dislodge fine dust particles that may adhere to the belt surface and to reduce carry-back of fine materials on the return belt. Bottom plates shall also be provided for the conveyor unless it has been demonstrated that the corresponding belt scraper is effective and well maintained to prevent falling material from the return belt; and <p>Except for those transfer points which are placed within a totally enclosed structure such as a screenhouse, all transfer points to and from conveyors shall be enclosed. Where containment of dust within the enclosure is not successful, then water sprayers shall be provided. Openings for any enclosed structure for the passage of conveyors shall be fitted with flexible seals.</p>	Within Rock Crushing Plant / Duration of the construction phase	N/A as there was no rock crushing plant at this stage
			<p>Storage piles and bins</p> <ul style="list-style-type: none"> Where practicable, free falling transfer points from conveyors to stockpiles shall be fitted with flexible curtains or be enclosed with chutes designed to minimize the drop height. Water sprays shall also be used where required. 	Within Rock Crushing Plant / Duration of the construction phase	N/A as there was no rock crushing plant at this stage

EIA Ref.	EM&A Ref.	EP Condition	Environmental Protection Measures	Location / Duration of measures Timing of completion of measures	Mitigation Measures Implemented?^
			<ul style="list-style-type: none"> The surface of all surge piles and stockpiles of blasted rocks or aggregates shall be kept sufficiently wet by water spraying wherever practicable; All open stockpiles for aggregates of size in excess of 5 mm shall be kept sufficiently wet by water spraying where practicable; or The stockpiles of aggregates 5 mm in size or less shall be enclosed on 3 sides or suitably located to minimize wind-whipping. Save for fluctuations in stock or production, the average stockpile shall stay within the enclosure walls and in no case the height of the stockpile shall exceed twice the height of the enclosure walls; and Scattered piles gathered beneath belt conveyors, inside and around enclosures shall be cleared regularly. 		
			<p>Rock drilling equipment</p> <ul style="list-style-type: none"> Appropriate dust control equipment such as a dust extraction and collection system shall be used during rock drilling activities. 	Within Rock Crushing Plant / Duration of the construction phase	N/A as there was no rock crushing plant at this stage
Hazard to Human Life – Construction Phase					
Table 6.40	3.2	-	<ul style="list-style-type: none"> Precautionary measures should be established to request barges to move away during typhoons. 	Construction Site / Construction Period	I
Table 6.40	3.2	-	<ul style="list-style-type: none"> An appropriate marine traffic management system should be established to minimize risk of ship collision. 	Construction Site / Construction Period	I
Table 6.40	3.2	-	<ul style="list-style-type: none"> Location of all existing hydrant networks should be clearly identified prior to any construction works. 	Construction Site / Construction Period	I
Noise Impact – Construction Phase					
7.5.6	4.3	-	<p>Good Site Practice</p> <p>Good site practice and noise management can significantly reduce the impact of construction site activities on nearby NSRs. The following package of measures should be followed during each phase of construction:</p> <ul style="list-style-type: none"> only well-maintained plant to be operated on-site and plant should be serviced regularly during the construction works; machines and plant that may be in intermittent use to be shut down between work periods or should be throttled down to a minimum; plant known to emit noise strongly in one direction, should, where possible, be orientated to direct noise away from the NSRs; mobile plant should be sited as far away from NSRs as possible; and material stockpiles and other structures to be effectively utilised, where practicable, to screen noise from on-site construction activities. 	Within the Project site / During construction phase / Prior to commencement of operation	I

EIA Ref.	EM&A Ref.	EP Condition	Environmental Protection Measures	Location / Duration of measures Timing of completion of measures	Mitigation Measures Implemented?^
7.5.6	4.3	-	Adoption of QPME <ul style="list-style-type: none"> QPME should be adopted as far as applicable. 	Within the Project site / During construction phase / Prior to commencement of operation	I
7.5.6	4.3	-	Use of Movable Noise Barriers <ul style="list-style-type: none"> Movable noise barriers should be placed along the active works area and mobile plants to block the direct line of sight between PME and the NSRs. 	Within the Project site / During construction phase / Prior to commencement of operation	I
7.5.6	4.3	-	Use of Noise Enclosure/ Acoustic Shed <ul style="list-style-type: none"> Noise enclosure or acoustic shed should be used to cover stationary PME such as air compressor and generator. 	Within the Project site / During construction phase / Prior to commencement of operation	I
Water Quality Impact – Construction Phase					
8.8.1.2 and 8.8.1.3	5.1	2.26	Marine Construction Activities <u>General Measures to be Applied to All Works Areas</u> <ul style="list-style-type: none"> Barges or hoppers shall not be filled to a level which will cause overflow of materials or pollution of water during loading or transportation; Use of Lean Material Overboard (LMOB) systems shall be prohibited; Excess materials shall be cleaned from the decks and exposed fittings of barges and hopper dredgers before the vessels are moved; Plants should not be operated with leaking pipes and any pipe leakages shall be repaired quickly; Adequate freeboard shall be maintained on barges to reduce the likelihood of decks being washed by wave action; All vessels shall be sized such that adequate clearance is maintained between vessels and the seabed at all states of the tide to ensure that undue turbidity is not generated by turbulence from vessel movement or propeller wash; The works shall not cause foam, oil, grease, litter or other objectionable matter to be present in the water within and adjacent to the works site; and For ground improvement activities including DCM, the wash water from cleaning of the drilling shaft should be appropriately treated before discharge. The Contractor should ensure the wastewater meets the WPCO/TM requirements before discharge. No direct discharge of contaminated water is permitted. 	Within construction site / Duration of the construction phase	C – Completed in Apr 2022

EIA Ref.	EM&A Ref.	EP Condition	Environmental Protection Measures	Location / Duration of measures Timing of completion of measures	Mitigation Measures Implemented?^
			<u>Specific Measures to be Applied to All Works Areas</u> <ul style="list-style-type: none"> The daily maximum production rates shall not exceed those assumed in the water quality assessment in the EIA report; A maximum of 10 % fines content to be adopted for sand blanket and 20 % fines content for marine filling below +2.5 mPD prior to substantial completion of seawall (until end of Year 2017) shall be specified in the works contract document; 	Within construction site / Duration of the construction phase	C – Marine filling works completed in March 2023
			<ul style="list-style-type: none"> An advance seawall of at least 200m to be constructed (comprising either rows of contiguous permanent steel cells completed above high tide mark or partially completed seawalls with rock core to high tide mark and filter layer on the inner side) prior to commencement of marine filling activities; 		C – Completed in May 2018
			<ul style="list-style-type: none"> Closed grab dredger shall be used to excavate marine sediment; Silt curtains surrounding the closed grab dredger shall be deployed in accordance with the Silt Curtain Deployment Plan; and 		C – Marine filling works completed in March 2023 (The arrangement of silt curtain has been modified. The details can be referred to Silt Curtain Deployment Plan)
			<ul style="list-style-type: none"> The Silt Curtain Deployment Plan shall be implemented. 		C – Completed in Mar 2025 for C7a (All enhanced silt curtain removed since March 2023)
			<u>Specific Measures to be Applied to Land Formation Activities prior to Commencement of Marine Filling Works</u> <ul style="list-style-type: none"> Double layer 'Type III' silt curtains to be applied around the active eastern works areas prior to commencement of sand blanket laying activities. The silt curtains shall be configured to minimise SS release during ebb tides. A silt curtain efficiency test shall be conducted to validate the performance of the silt curtains; 	Within construction site / Duration of the construction phase	C – Marine filling works completed in March 2023 (The arrangement of silt curtain has been modified. The details can be referred to Silt Curtain Deployment Plan)
			<ul style="list-style-type: none"> Double layer silt curtains to enclose WSRs C7a and silt screens installed at the intake points for both WSR C7a and C8 prior to commencement of construction; and 		C – Completed in Mar 2025 for C7a C – Completed in Dec 2021 for C8

EIA Ref.	EM&A Ref.	EP Condition	Environmental Protection Measures	Location / Duration of measures Timing of completion of measures	Mitigation Measures Implemented?^
			<ul style="list-style-type: none"> The silt curtains and silt screens should be regularly checked and maintained. 		<p>*(The requirement of silt curtain / screen has been modified. The details can be referred to Silt Curtain Deployment Plan)</p> <p>C – Completed in Mar 2025 for C7a (All enhanced silt curtain removed since March 2023)</p>
			<p><u>Specific Measures to be Applied to Land Formation Activities during Marine Filling Works</u></p> <ul style="list-style-type: none"> Double layer 'Type II' or 'Type III' silt curtains to be applied around the eastern openings between partially completed seawalls prior to commencement of marine filling activities. The silt curtains shall be configured to minimise SS release during ebb tides; 	Within construction site / Duration of the construction phase	<p>C – Marine filling works completed in March 2023 (The arrangement of silt curtain has been modified. The details can be referred to Silt Curtain Deployment Plan)</p>
			<ul style="list-style-type: none"> Double layer silt curtains to be applied at the south-western opening prior to commencement of marine filling activities; 		<p>C – Marine filling works completed in March 2023 (The arrangement of silt curtain has been modified. The details can be referred to Silt Curtain Deployment Plan)</p>
			<ul style="list-style-type: none"> Double layer silt curtain to enclose WSR C7a and silt screens installed at the intake points for both WSR C7a and C8 prior to commencement of marine filling activities; and 		<p>C – Completed in Mar 2025 for C7a</p> <p>C – Completed in Dec 2021 for C8 (The requirement of silt curtain / screen has been modified. The details can be referred to Silt Curtain Deployment Plan)</p>

EIA Ref.	EM&A Ref.	EP Condition	Environmental Protection Measures	Location / Duration of measures Timing of completion of measures	Mitigation Measures Implemented?^
			<ul style="list-style-type: none"> The silt curtains and silt screens should be regularly checked and maintained. 		C – Completed in Mar 2025 for C7a (All enhanced silt curtain removed since March 2023)
			<p><u>Specific Measures to be Applied to the Field Joint Excavation Works for the Submarine Cable Diversion</u></p> <ul style="list-style-type: none"> Only closed grabs designed and maintained to avoid spillage shall be used and should seal tightly when operated. Excavated materials shall be disposed at designated marine disposal area in accordance with the Dumping at Sea Ordinance (DASO) permit conditions; and Silt curtains surrounding the closed grab dredger to be deployed as a precautionary measure. 	Within construction site / Duration of the construction phase	N/A – the field joint excavation works for the submarine cable diversion will no longer be conducted anymore
8.8.1.4	5.1	-	<p>Modification of the Existing Seawall</p> <ul style="list-style-type: none"> Silt curtains shall be deployed around the seawall modification activities to completely enclose the active works areas, and care should be taken to avoid splashing of rockfill / rock armour into the surrounding marine environment. For the connecting sections with the existing outfalls, works for these connection areas should be undertaken during the dry season in order that individual drainage culvert cells may be isolated for interconnection works. 	At the existing northern seawall / Duration of the construction phase	N/A – no marine-based seawall modification works undertaken after land formation.
8.8.1.5	5.1	-	<p>Construction of New Stormwater Outfalls and Modifications to Existing Outfalls</p> <ul style="list-style-type: none"> During operation of the temporary drainage channel, runoff control measures such as bunding or silt fence shall be provided on both sides of the channel to prevent accumulation and release of SS via the temporary channel. Measures should also be taken to minimise the ingress of site drainage into the culvert excavations. 	Within construction site / Duration of the construction phase	I
8.8.1.6 8.8.1.7	5.1	2.27	<p>Piling Activities for Construction of New Runway Approach Lights and HKIAAA Marker Beacons</p> <p>Silt curtains shall be deployed around the piling activities to completely enclose the piling works and care should be taken to avoid spillage of excavated materials into the surrounding marine environment.</p>	Within construction site / Duration of the construction phase	<p>C – For approach lights</p> <p>N/A for marker beacons as HKIAAA Marker Beacons would be replaced by buoys</p>

EIA Ref.	EM&A Ref.	EP Condition	Environmental Protection Measures	Location / Duration of measures Timing of completion of measures	Mitigation Measures Implemented?^
			<p><u>For construction of the eastern approach lights at the CMPs</u></p> <ul style="list-style-type: none"> Ground improvement via DCM using a close-spaced layout shall be completed prior to commencement of piling works; Steel casings shall be installed to enclose the excavation area prior to commencement of excavation; The excavated materials shall be removed using a closed grab within the steel casings; No discharge of the cement mixed materials into the marine environment will be allowed; and Excavated materials shall be treated and reused on-site. 		C – Completed in Oct 2021
8.8.1.8	5.1	-	<p>Construction of Site Runoff and Drainage</p> <p>The site practices outlined in ProPECC Note PN 1/94 should be followed as far as practicable in order to minimise surface runoff and the chance of erosion. The following measures are recommended:</p> <ul style="list-style-type: none"> Install perimeter cut-off drains to direct off-site water around the site and implement internal drainage, erosion and sedimentation control facilities. Channels, earth bunds or sandbag barriers should be provided on site to direct storm water to silt removal facilities. The design of the temporary on-site drainage system should be undertaken by the Contractors prior to the commencement of construction (for works areas located on the existing Airport island) or as soon as the new land is completed (for works areas located on the new landform); Sand/silt removal facilities such as sand/silt traps and sediment basins should be provided to remove sand/silt particles from runoff to meet the requirements of the TM-DSS standards under the WPCO. The design of efficient silt removal facilities should make reference to the guidelines in Appendix A1 of ProPECC Note PN 1/94. Sizes may vary depending upon the flow rate. The detailed design of the sand/silt traps should be undertaken by the Contractors prior to the commencement of construction; All drainage facilities and erosion and sediment control structures should be regularly inspected and maintained to ensure proper and efficient operation at all times and particularly during rainstorms. Deposited silt and grit should be regularly removed, at the onset of and after each rainstorm to ensure that these facilities are functioning properly; Measures should be taken to minimize the ingress of site drainage into excavations. If excavation of trenches in wet periods is necessary, they should be dug and backfilled in short sections wherever practicable. Water pumped out from foundation excavations should be discharged into storm drains via silt removal facilities; In the event that contaminated groundwater is identified at excavation areas, this should be treated on-site using a suitable wastewater treatment process. The effluent should be treated according to the requirements of the TM-DSS standards under the WPCO prior to discharge to foul sewers or collected for proper disposal off-site. No direct discharge of contaminated groundwater is permitted; and 	Within construction site / Duration of the construction phase	<p>I</p> <p>I</p> <p>I</p> <p>I</p> <p>I</p>

EIA Ref.	EM&A Ref.	EP Condition	Environmental Protection Measures	Location / Duration of measures Timing of completion of measures	Mitigation Measures Implemented?^
			<ul style="list-style-type: none"> All vehicles and plant should be cleaned before leaving a construction site to ensure no earth, mud, debris and the like is deposited by them on roads. An adequately designed and sited wheel washing facility should be provided at construction site exits. Wash-water should have sand and silt settled out and removed regularly to ensure the continued efficiency of the process. The section of access road leading to, and exiting from, the wheel-wash bay to the public road should be paved with sufficient backfall toward the wheel-wash bay to prevent vehicle tracking of soil and silty water to public roads and drains. All washwater should be treated according to the requirements of the TM-DSS standards under the WPCO prior to discharge. 		I
			<ul style="list-style-type: none"> Open stockpiles of construction materials or construction wastes on-site should be covered with tarpaulin or similar fabric during rainstorms. Measures should be taken to prevent the construction materials, soil, silt or debris from washing away into the drainage system; 		I
			<ul style="list-style-type: none"> Manholes (including newly constructed ones) should be adequately covered and temporarily sealed so as to prevent silt, construction materials or debris being washed into the drainage system and to prevent stormwater runoff being directed into foul sewers; and 		I
			<ul style="list-style-type: none"> Precautionary measures should be taken at any time of the year when rainstorms are likely. Actions to be taken when a rainstorm is imminent or forecasted are summarized in Appendix A2 of ProPECC Note PN 1/94. This includes actions to be taken during and/or after rainstorms. Particular attention should be paid to the control of silty surface runoff during storm events. 		I
8.8.1.9	5.1	-	Sewage Effluent from Construction Workforce <ul style="list-style-type: none"> Temporary sanitary facilities, such as portable chemical toilets, should be employed on-site where necessary to handle sewage from the workforce. A licensed contractor should be employed to provide appropriate and adequate portable toilets and be responsible for appropriate disposal and maintenance. 	Within construction site / During construction phase	I
8.8.1.10 8.8.1.11	5.1		General Construction Activities <ul style="list-style-type: none"> Construction solid waste, debris and refuse generated on-site should be collected, handled and disposed of properly to avoid entering any nearby storm water drain. Stockpiles of cement and other construction materials should be kept covered when not being used; and Oils and fuels should only be stored in designated areas which have pollution prevention facilities. To prevent spillage of fuels and solvents to any nearby storm water drain, all fuel tanks and storage areas should be provided with locks and be sited on sealed areas, within bunds of a capacity equal to 110% of the storage capacity of the largest tank. The bund should be drained of rainwater after a rain event. 	Within construction site / During construction phase	I
8.8.1.12 8.8.1.13	5.1	2.28	Drilling Activities for the Submarine Aviation Fuel Pipelines <p>To prevent potential water quality impacts at Sha Chau, the following measures shall be applied:</p> <ul style="list-style-type: none"> A 'zero-discharge' policy shall be applied for all activities to be conducted at Sha Chau; No bulk storage of chemicals shall be permitted; and 	Within construction site / During construction phase	C – Completed in Jan 2019

EIA Ref.	EM&A Ref.	EP Condition	Environmental Protection Measures	Location / Duration of measures Timing of completion of measures	Mitigation Measures Implemented?^
			<ul style="list-style-type: none"> A containment pit shall be constructed around the drill holes. This containment pit shall be lined with impermeable lining and bunded on the outside to prevent inflow from off-site areas. 		
			<p>At the airport island side of the drilling works, the following measures shall be applied for treatment of wastewater:</p> <ul style="list-style-type: none"> During pipe cleaning, appropriate desilting or sedimentation device should be provided on site for treatment before discharge. The Contractor should ensure discharge water from the sedimentation tank meet the WPCO/TM requirements before discharge; and Drilling fluid used in drilling activities should be reconditioned and reused as far as possible. Temporary enclosed storage locations should be provided on-site for any unused chemicals that needs to be transported away after all the related construction activities are completed. The requirements in ProPECC Note PN 1/94 should be adhered to in the handling and disposal of bentonite slurries. 	Within construction site / During construction phase	C – Completed in Jan 2019
Waste Management Implication – Construction Phase					
10.5.1.1	7.1	-	<p>Opportunities to minimise waste generation and maximise the reuse of waste materials generated by the project have been incorporated where possible into the planning, design and construction stages, and the following measures have been recommended:</p> <ul style="list-style-type: none"> The relevant construction methods (particularly for the tunnel works) and construction programme have been carefully planned and developed to minimise the extent of excavation and to maximise the on-site reuse of inert C&D materials generated by the project as far as practicable. Temporary stockpiling areas will also be provided to facilitate on-site reuse of inert C&D materials; Priority should be given to collect and reuse suitable inert C&D materials generated from other concurrent projects and the Government's PFRF as fill materials for the proposed land formation works; Only non-dredged ground improvement methods should be adopted in order to completely avoid the need for dredging and disposal of marine sediment for the proposed land formation work; Excavation work for constructing the APM tunnels, BHS tunnels and airside tunnels will not be down to the CMPs beneath the fill materials in order to avoid excavating any sediments; and For the marine sediments expected to be excavated from the piling works of TRC, APM & BHS tunnels, airside tunnels and other facilities on the proposed land formation area, piling work of marine sections of the approach lights and HKIAAAA beacons, basement works for some of T2 expansion area and excavation works for the proposed APM depot should be treated and reused on-site as backfilling materials, although required treatment level / detail and the specific re-use mode are under development. 	Project Site Area / During design and construction phase	<p>I</p> <p>C – Completed in first quarter of 2023 for land formation</p> <p>C – Completed in first quarter of 2023 for land formation</p> <p>C – Completed in first quarter of 2025</p> <p>I</p>

EIA Ref.	EM&A Ref.	EP Condition	Environmental Protection Measures	Location / Duration of measures Timing of completion of measures	Mitigation Measures Implemented?^
10.5.1.1	7.1	-	<p>The following good site practices should be performed during the construction activities include:</p> <ul style="list-style-type: none"> ▪ Nomination of an approved person, such as a site manager, to be responsible for good site practices, arrangements for collection and effective disposal to an appropriate facility, of all wastes generated at the site; ▪ Training of site personnel in proper waste management and chemical waste handling procedures; ▪ Provision of sufficient waste disposal points and regular collection for disposal; ▪ Appropriate measures to minimise windblown litter and dust during transportation of waste by either covering trucks by tarpaulin/ similar material or by transporting wastes in enclosed containers. The cover should be extended over the edges of the sides and tailboards; ▪ Stockpiles of C&D materials should be kept wet or covered by impervious sheets to avoid wind-blown dust; ▪ All dusty materials including C&D materials should be sprayed with water immediately prior to any loading transfer operation so as to keep the dusty material wet during material handling at the barging points/ stockpile areas; ▪ C&D materials to be delivered to and from the project site by barges or by trucks should be kept wet or covered to avoid wind-blown dust; ▪ The speed of the trucks including dump trucks carrying C&D or waste materials within the site should be controlled to about 10 km/hour in order to reduce the adverse dust impact and secure the safe movement around the site; and ▪ To avoid or minimise dust emission during transport of C&D or waste materials within the site, each and every main temporary access should be paved with concrete, bituminous hardcore materials or metal plates and kept clear of dusty materials. Unpaved parts of the road should be sprayed with water or a dust suppression chemical so as to keep the entire road surface wet. 	Project Site Area / Construction Phase	I
10.5.1.3	7.1	-	<p>The following practices should be performed to achieve waste reduction include:</p> <ul style="list-style-type: none"> ▪ Use of steel or aluminium formworks and falseworks for temporary works as far as practicable; ▪ Adoption of repetitive design to allow reuse of formworks as far as practicable; ▪ Segregation and storage of different types of waste in different containers, skips or stockpiles to enhance reuse or recycling of materials and their proper disposal; ▪ Encourage collection of aluminium cans, PET bottles and paper by providing separate labelled bins to enable these wastes to be segregated from other general refuse generated by the work force; ▪ Any unused chemicals or those with remaining functional capacity should be collected for reused as far as practicable; ▪ Proper storage and site practices to minimise the potential for damage or contamination of construction materials; and 	Project Site Area / Construction Phase	I

EIA Ref.	EM&A Ref.	EP Condition	Environmental Protection Measures	Location / Duration of measures Timing of completion of measures	Mitigation Measures Implemented?^
			<ul style="list-style-type: none"> Plan and stock construction materials carefully to minimise amount of waste generated and avoid unnecessary generation of waste. 		
10.5.1.5	7.1		Inert and non-inert C&D materials should be handled and stored separately to avoid mixing the two types of materials.	Project Site Area / Construction Phase	I
10.5.1.5	7.1	-	Any recyclable materials should be segregated from the non-inert C&D materials for collection by reputable licensed recyclers whereas the non-recyclable waste materials should be disposed of at the designated landfill site by a reputable licensed waste collector.	Project Site Area / Construction Phase	I
10.5.1.6	7.1	-	A trip-ticket system promulgated shall be developed in order to monitor the off-site delivery of surplus inert C&D materials that could not be reused on-site for the proposed land formation work at the PFRF and to control fly tipping.	Project Site Area / Construction Phase	I
10.5.1.6	7.1	2.32	The Contractor should prepare and implement a Waste Management Plan detailing various waste arising and waste management practices.	Construction Phase	I
10.5.1.16	7.1	-	<p>The following mitigation measures are recommended during excavation and treatment of the sediments:</p> <ul style="list-style-type: none"> On-site remediation should be carried out in an enclosed area in order to minimise odour/dust emissions; The loading, unloading, handling, transfer or storage of treated and untreated sediment should be carried out in such a manner to prevent or minimise dust emissions; All practical measures, including but not limited to speed control for vehicles, should be taken to minimise dust emission; Good housekeeping should be maintained at all times at the sediment treatment facility and storage area; Treated and untreated sediment should be clearly separated and stored separately; and Surface runoff from the enclosed area should be properly collected and stored separately, and then properly treated to levels in compliance with the relevant effluent standards as required by the Water Pollution Control Ordinance before final discharge. 	Project Site Area / Construction Phase	I I I I I
10.5.1.18	7.1	-	<p>The marine sediments to be removed from the cable field joint area would be disposed of at the designated disposal sites to be allocated by the MFC. The following mitigation measures should be strictly followed to minimise potential impacts on water quality during transportation of the sediments requiring Type 1 disposal:</p> <ul style="list-style-type: none"> Bottom opening of barges shall be fitted with tight fitting seals to prevent leakage of material; Monitoring of the barge loading shall be conducted to ensure that loss of material does not take place during transportation. Transport barges or vessels shall be equipped with automatic self-monitoring devices as specified by EPD; and Barges or hopper barges shall not be filled to a level that would cause the overflow of materials or sediment laden water during loading or transportation. 	Project Site Area / Construction Phase	N/A – the field joint excavation works for the submarine cable diversion will no longer be conducted anymore

EIA Ref.	EM&A Ref.	EP Condition	Environmental Protection Measures	Location / Duration of measures Timing of completion of measures	Mitigation Measures Implemented?^
10.5.1.19	7.1	-	Contractor should register with the EPD as a chemical waste producer and to follow the relevant guidelines. The following measures should be implemented: <ul style="list-style-type: none"> ▪ Good quality containers compatible with the chemical wastes should be used; ▪ Incompatible chemicals should be stored separately; ▪ Appropriate labels must be securely attached on each chemical waste container indicating the corresponding chemical characteristics of the chemical waste, such as explosive, flammable, oxidizing, irritant, toxic, harmful, corrosive, etc.; and ▪ The contractor will use a licensed collector to transport and dispose of the chemical wastes at the approved Chemical Waste Treatment Centre or other licensed recycling facilities, in accordance with the Waste Disposal (Chemical Waste) (General) Regulation. 	Project Site Area / Construction Phase	I
10.5.1.20	7.1	-	General refuse should be stored in enclosed bins or compaction units separated from inert C&D material. A reputable waste collector should be employed by the contractor to remove general refuse from the site for disposal at designated landfill sites. An enclosed and covered area should be provided to reduce the occurrence of 'windblown' light material.	Project Site Area / Construction Phase	I
10.5.1.21	7.1	-	The construction contractors will be required to regularly check and clean any refuse trapped or accumulated along the newly constructed seawall. Such refuse will then be stored and disposed of together with the general refuse.	Project Site Area / Construction Phase	I
Land Contamination – Construction Phase					
11.10.1.2 to 11.10.1.3	8.1	2.32	For areas inaccessible during site reconnaissance survey <ul style="list-style-type: none"> ▪ Further site reconnaissance would be conducted once the areas are accessible in order to identify any land contamination concern for the areas. 	Project Site Area inaccessible during site reconnaissance / Prior to Construction Phase	I
<ul style="list-style-type: none"> ▪ Subject to further site reconnaissance findings, a supplementary Contamination Assessment Plan (CAP) for additional site investigation (SI) (if necessary) may be prepared and submitted to EPD for endorsement prior to the commencement of SI at these areas. 					C – Completed in Jan 2018 (The site re-appraisal summary report for fire training facility was submitted to EPD.)
<ul style="list-style-type: none"> ▪ After completion of SI, the Contamination Assessment Report (CAR) will be prepared and submitted to EPD for approval prior to start of the proposed construction works at the golf course, the underground and above-ground fuel storage tank areas, emergency power generation units, airside petrol filling station and fuel tank room. 					I *(CAR for golf course and Terminal 2 emergency power supply system

EIA Ref.	EM&A Ref.	EP Condition	Environmental Protection Measures	Location / Duration of measures Timing of completion of measures	Mitigation Measures Implemented?^
			<ul style="list-style-type: none"> Should remediation be required, Remediation Action Plan (RAP) and Remediation Report (RR) will be prepared for EPD's approval prior to commencement of the proposed remediation and any construction works respectively. 		nos.1, 2, 3, 4 and 5 were submitted to EPD)
11.8.1.2	8.1	-	<p>If contaminated soil is identified, the following mitigation measures are for the excavation and transportation of contaminated materials (if any):</p> <ul style="list-style-type: none"> To minimize the incidents of construction workers coming in contact with any contaminated materials, bulk earth-moving excavation equipment should be employed; Contact with contaminated materials can be minimised by wearing appropriate clothing and personal protective equipment such as gloves and masks (especially when working directly with contaminated material), provision of washing facilities and prohibition of smoking and eating on site; Stockpiling of contaminated excavated materials on site should be avoided as far as possible; The use of any contaminated soil for landscaping purpose should be avoided unless pre-treatment was carried out; Vehicles containing any excavated materials should be suitably covered to reduce dust emissions and/or release of contaminated wastewater; Truck bodies and tailgates should be sealed to prevent any discharge; Only licensed waste haulers should be used to collect and transport contaminated material to treatment/disposal site and should be equipped with tracking system to avoid fly tipping; Speed control for trucks carrying contaminated materials should be exercised. 8km/h is the recommended speed limit; Strictly observe all relevant regulations in relation to waste handling, such as Waste Disposal Ordinance (Cap 354), Waste Disposal (Chemical Waste) (General) Regulation (Cap 354) and obtain all necessary permits where required; and Maintain records of waste generation and disposal quantities and disposal arrangements. 	Project Site Area / Construction Phase	N/A as no remediation was required.
Terrestrial Ecological – Construction Phase					
12.10.1.1	9.2	2.14	<p>Pre-construction Egretty Survey</p> <ul style="list-style-type: none"> Conduct ecological survey for Sha Chau egretty to update the latest boundary of the egretty. 	Breeding season (April - July) prior to commencement of HDD drilling works at HKIA	C – Completed in Jan 2019

EIA Ref.	EM&A Ref.	EP Condition	Environmental Protection Measures	Location / Duration of measures Timing of completion of measures	Mitigation Measures Implemented?^
12.7.2.3 and 12.7.2.6	9.1	2.30	Avoidance and Minimisation of Direct Impact to Egret <ul style="list-style-type: none"> The daylighting location will avoid direct encroachment to the Sheung Sha Chau egret. The daylighting location and mooring of flat top barge, if required, will be kept away from the egret; In any event, controls such as demarcation of construction site boundary and confining the lighting within the site will be practised to minimise disturbance to off-site habitat at Sheung Sha Chau Island; and The containment pit at the daylighting location shall be covered or camouflaged. 	During construction phase at Sheung Sha Chau Island	C – Completed in Jan 2019
12.7.2.5	9.1	2.30	Preservation of Nesting Vegetation <ul style="list-style-type: none"> The proposed daylighting location and the arrangement of connecting pipeline will avoid the need of tree cutting, therefore the trees that are used by ardeids for nesting will be preserved. 	During construction phase at Sheung Sha Chau Island	C – Completed in Jan 2019
12.7.2.4 and 12.7.2.6	9.1	2.30	Timing the Pipe Connection Works outside Ardeid's Breeding Season <ul style="list-style-type: none"> All HDD and related construction works on Sheung Sha Chau Island will be scheduled outside the ardeids' breeding season (between April and July). No night-time construction work will be allowed on Sheung Sha Chau Island during all seasons. 	During construction phase at Sheung Sha Chau Island	C – Completed in Jan 2019
12.10.1.1	9.3	-	Ecological Monitoring <ul style="list-style-type: none"> During the HDD construction works period from August to March, ecological monitoring will be undertaken monthly at the HDD daylighting location on Sheung Sha Chau Island to identify and evaluate any impacts with appropriate actions taken as required to address and minimise any adverse impact found. 	at Sheung Sha Chau Island	C – Completed in Jan 2019
Marine Ecological Impact – Pre-construction Phase					
13.11.4.1	10.2.2	-	<ul style="list-style-type: none"> Pre-construction phase Coral Dive Survey. 	HKIAAA artificial seawall	C – Completed in Jan 2016
Marine Ecological Impact – Construction Phase					
13.11.1.3 to 13.11.1.6	-	-	Minimisation of Land Formation Area <ul style="list-style-type: none"> Minimise the overall size of the land formation needed for the additional facilities to minimise the overall loss of habitat for marine resources, especially the CWD population. 	Land formation footprint / during detailed design phase to completion of construction	C – Completed in first quarter of 2023 for land formation
13.11.1.7 to 13.11.1.10	-	2.31	Use of Construction Methods with Minimal Risk/Disturbance <ul style="list-style-type: none"> Use of non-dredge method for the main land formation and ancillary works including the diversion of the aviation fuel pipeline to the AFRF; 	During construction phase at marine works area	C – Completed in Jan 2019 for diversion of aviation fuel pipeline

EIA Ref.	EM&A Ref.	EP Condition	Environmental Protection Measures	Location / Duration of measures Timing of completion of measures	Mitigation Measures Implemented?^
			<ul style="list-style-type: none"> Use of Deep Cement Mixing (DCM) method instead of conventional seabed dredging for the land formation works to reduce the risk of negative impacts through the elevation of suspended solids and contaminants on CWDs, fisheries and the marine environment; 		C – Completed in Apr 2022
			<ul style="list-style-type: none"> Use of bored piling in short duration to form the new approach lights and marker beacons for the new runway; 		C – Completed in Oct 2021 for new approach lights
			<ul style="list-style-type: none"> Avoid bored piling during CWD peak calving season (Mar to Jun); 		N/A for marker beacons as HKIAAAA Marker Beacons would be replaced by buoys
			<ul style="list-style-type: none"> Prohibition of underwater percussive piling; and 		N/A as no water piling
			<ul style="list-style-type: none"> Use of horizontal directional drilling (HDD) method and water jetting methods for placement of submarine cables and pipelines to minimise the disturbance to the CWDs and other marine ecological resources. 		C – Completed in Jan 2019 for HDD works
13.11.2.1 to 13.11.2.7	-	-	Mitigation for Indirect Disturbance due to Deterioration of Water Quality <ul style="list-style-type: none"> Water quality mitigation measures during construction phases include consideration of alternative construction methods, deployment of silt curtain and good site practices; 	All works area during the construction phase	I
			<ul style="list-style-type: none"> Alternative construction methods including use of non-dredge methods for ground improvement (e.g. Deep Cement Mixing (DCM), prefabricated vertical drains (PVD), sand compaction piles, steel cells, stone columns and vertical sand drains); 		C – Completed in Apr 2022
			<ul style="list-style-type: none"> Use of bored piling in short duration to form the new approach lights and marker beacons for the new runway; and 		C – Completed in Oct 2021 for new approach lights
			<ul style="list-style-type: none"> Use of horizontal directional drilling (HDD) method and water jetting methods for placement of undersea cables and pipelines to minimise the disturbance to the CWDs and other marine ecological resources. 		C – Completed in Jan 2019 for HDD works
13.11.1.12	-	-	Strict Enforcement of No-Dumping Policy <ul style="list-style-type: none"> A policy prohibiting dumping of wastes, chemicals, oil, trash, plastic, or any other substance that would potentially be harmful to dolphins and/or their habitat in the work area; Mandatory educational programme of the no-dumping policy be made available to all construction site personnel for all project-related works; Fines for infractions should be implemented; and 	All works area during the construction phase	I

EIA Ref.	EM&A Ref.	EP Condition	Environmental Protection Measures	Location / Duration of measures Timing of completion of measures	Mitigation Measures Implemented?^
			<ul style="list-style-type: none"> ▪ Unscheduled, on-site audits shall be implemented. 		
13.11.1.13	-	-	Good Construction Site Practices <ul style="list-style-type: none"> ▪ Regular inspection of the integrity and effectiveness of all silt curtains and monitoring of effluents to ensure that any discharge meets effluent discharge guidelines; ▪ Keep the number of working or stationary vessels present on-site to the minimum anytime; and ▪ Unscheduled, on-site audits for all good site practice restrictions should be conducted, and fines or penalties sufficient to be an effective deterrent need to be levied against violators. 	All works area during the construction phase	I
13.11.5.4 to 13.11.5.13	10.3.1	-	SkyPier High Speed Ferries' Speed Restrictions and Route Diversions <ul style="list-style-type: none"> ▪ SkyPier HSFs operating to / from Zhuhai and Macau would divert north of SCLKC Marine Park with a 15 knot speed limit to apply for the part-journeys that cross high CWD abundance grid squares as indicatively shown in Drawing No. MCL/P132/EIA/13-023 of the EIA Report. Both the alignment of the northerly route and the portion of routings to be subject to the speed limit of 15 knots shall be finalised prior to commencement of construction based on the future review of up-to-date CWD abundance and EM&A data and taking reference to changes in total SkyPier HSF numbers; and ▪ A maximum of 10 knots will be enforced through the designated SCLKC Marine Park area at all times. 	Area between the footprint and SCLKC Marine Park during construction phase	I
			Other mitigation measures <ul style="list-style-type: none"> ▪ The ET will audit various parameters including actual daily numbers of HSFs, compliance with the 15-knot speed limit in the speed control zone and diversion compliance for SkyPier HSFs operating to / from Zhuhai and Macau; and ▪ The effectiveness of the CWD mitigation measures after implementation of initial six month SkyPier HSF diversion and speed restriction will be reviewed. 	Area between the footprint and SCLKC Marine Park during construction phase	I C – Completed in Sep 2016
13.11.5.14 to 13.11.5.18	10.3.1	2.31	Dolphin Exclusion Zone <ul style="list-style-type: none"> ▪ Establishment of a 24 hr Dolphin Exclusion Zone (DEZ) with a 250 m radius around the land formation works areas; 	Marine waters around land formation works area during construction phase	C – Completed in the first Quarter of 2023 for the land formation works
			<ul style="list-style-type: none"> ▪ A DEZ would also be implemented during ground improvement works (e.g. DCM), water jetting works for submarine cables diversion, open trench dredging at the field joint locations and seawall construction; and 		C – Completed in Apr 2022
			<ul style="list-style-type: none"> ▪ A DEZ would also be implemented during bored piling work but as a precautionary measure only. 		C – Completed in Oct 2021 for the bored piling work of New approach lights
13.11.5.19	10.4	2.31	Acoustic Decoupling of Construction Equipment <ul style="list-style-type: none"> ▪ Air compressors and other noisy equipment that must be mounted on steel barges should be acoustically-decoupled to the greatest extent feasible, for instance by using rubber or air-filled tyres; and 	Around coastal works area during construction phase	I

EIA Ref.	EM&A Ref.	EP Condition	Environmental Protection Measures	Location / Duration of measures Timing of completion of measures	Mitigation Measures Implemented?^
			<ul style="list-style-type: none"> Specific acoustic decoupling measures shall be specified during the detailed design of the project for use during the land formation works. 		
13.11.5.20	10.6.1	2.29	Spill Response Plan <ul style="list-style-type: none"> An oil and hazardous chemical spill response plan is proposed to be established during the construction phase as a precautionary measure so that appropriate actions to prevent or reduce risks to CWDs can be undertaken in the event of an accidental spillage. 	Construction phase	I
13.11.5.21 to 13.11.5.23	10.6.1	-	Construction Vessel Speed Limits and Skipper Training <ul style="list-style-type: none"> A speed limit of 10 knots should be strictly observed for construction vessels at areas with the highest CWD densities (as currently indicated by the 1x1km grid squares in Figure 6 of Appendix 13.2 of EIA report). Vessels traversing through the work areas should be required to use predefined and regular routes (which would presumably become known to resident dolphins) to reduce disturbance to cetaceans due to vessel movements. Specific marine routes shall be specified by the Contractor prior to construction commencing. 	All areas north and west of Lantau Island during construction phase	I
Fisheries Impact – Construction Phase					
14.9.1.2 to 14.9.1.5	-		Minimisation of Land Formation Area <ul style="list-style-type: none"> Minimise the overall size of the land formation needed for the additional facilities to minimise the overall loss of habitat for fisheries resources. 	Land formation footprint / during detailed design phase to completion of construction	C – Completed in first quarter of 2023 for land formation
14.9.1.6	-	-	Use of Construction Methods with Minimal Risk/Disturbance <ul style="list-style-type: none"> Use of non-dredge method for the main land formation and ancillary works including the diversion of the aviation fuel pipeline to the AFRF; 	During construction phase at marine works area	C – Completed in Jan 2019 for diversion of aviation fuel pipeline
			<ul style="list-style-type: none"> Use of Deep Cement Mixing (DCM) method instead of conventional seabed dredging for the land formation works to reduce the risk of negative impacts through the elevation of suspended solids and contaminants on fisheries and the marine environment; 		C – Completed in Apr 2022
			<ul style="list-style-type: none"> Use of bored piling in short duration to form the new approach lights and marker beacons for the new runway; and 		C – Completed in Oct 2021 for new approach lights N/A for marker beacons as HKIAAA Marker Beacons would be replaced by buoys

EIA Ref.	EM&A Ref.	EP Condition	Environmental Protection Measures	Location / Duration of measures Timing of completion of measures	Mitigation Measures Implemented?^
			<ul style="list-style-type: none"> Use of horizontal directional drilling (HDD) method and water jetting methods for placement of undersea cables and pipelines to minimise the disturbance to fisheries resources. 		C – Completed in Jan 2019 for HDD works
14.9.1.11	-		Strict Enforcement of No-Dumping Policy <ul style="list-style-type: none"> A policy prohibiting dumping of wastes, chemicals, oil, trash, plastic, or any other substance that would potentially be harmful to dolphins and/or their habitat in the work area; Mandatory educational programme of the no-dumping policy be made available to all construction site personnel for all project-related works; Fines for infractions should be implemented; and Unscheduled, on-site audits shall be implemented. 	All works area during the construction phase	I
14.9.1.12	-		Good Construction Site Practices <ul style="list-style-type: none"> Regular inspection of the integrity and effectiveness of all silt curtains and monitoring of effluents to ensure that any discharge meets effluent discharge guidelines; Keep the number of working or stationary vessels present on-site to the minimum anytime; and Unscheduled, on-site audits for all good site practice restrictions should be conducted, and fines or penalties sufficient to be an effective deterrent need to be levied against violators. 	All works area during the construction phase	I
14.9.1.13 to 14.9.1.18	-		Mitigation for Indirect Disturbance due to Deterioration of Water Quality <ul style="list-style-type: none"> Water quality mitigation measures during construction phases include consideration of alternative construction methods, deployment of silt curtain and good site practices; Alternative construction methods including use of non-dredge methods for ground improvement (e.g. Deep Cement Mixing (DCM), prefabricated vertical drains (PVD), sand compaction piles, steel cells, stone columns and vertical sand drains); Use of bored piling in short duration to form the new approach lights and marker beacons for the new runway; and Use of horizontal directional drilling (HDD) method and water jetting methods for placement of undersea cables and pipelines to minimise the disturbance to fisheries resources. 	All works area during the construction phase	I C – Completed in Apr 2022 C – Completed in Oct 2021 for new approach lights N/A for marker beacons as HKIAAA Marker Beacons would be replaced by buoys C – Completed on Jan 2019 for HDD work
Landscape and Visual Impact – Construction Phase					

EIA Ref.	EM&A Ref.	EP Condition	Environmental Protection Measures	Location / Duration of measures Timing of completion of measures	Mitigation Measures Implemented?^
Table 15.6	12.3	-	CM1 - The construction area and contractor's temporary works areas should be minimised to avoid impacts on adjacent landscape.	All works areas for duration of works; Upon handover and completion of works.	I
Table 15.6	12.3	-	CM2 - Reduction of construction period to practical minimum.	All works areas for duration of works; Upon handover and completion of works.	I
Table 15.6	12.3	-	CM3 - Phasing of the construction stage to reduce visual impacts during the construction phase.	All works areas for duration of works; Upon handover and completion of works.	I
Table 15.6	12.3	-	CM4 - Construction traffic (land and sea) including construction plants, construction vessels and barges should be kept to a practical minimum.	All works areas for duration of works; Upon handover and completion of works.	I
Table 15.6	12.3	-	CM5 - Erection of decorative mesh screens or construction hoardings around works areas in visually unobtrusive colours.	All works areas for duration of works; Upon handover and completion of works. – may be disassembled in phases.	I
Table 15.6	12.3	-	CM6 - Avoidance of excessive height and bulk of site buildings and structures.	New passenger concourse, terminal 2 expansion and other proposed airport related buildings and structures under the project; Upon handover and completion of works.	I
Table 15.6	12.3	-	CM7 - Control of night-time lighting by hooding all lights and through minimisation of night working periods.	All works areas for duration of works; Upon handover and completion of works. –	I

EIA Ref.	EM&A Ref.	EP Condition	Environmental Protection Measures	Location / Duration of measures Timing of completion of measures	Mitigation Measures Implemented?^
				may be disassembled in phases.	
Table 15.6	12.3	-	CM8 - All existing trees shall be carefully protected during construction. Detailed Tree Protection Specification shall be provided in the Contract Specification. Under this specification, the Contractor shall be required to submit, for approval, a detailed working method statement for the protection of trees prior to undertaking any works adjacent to all retained trees, including trees in contractor's works areas.	All existing trees to be retained; Upon handover and completion of works.	I
Table 15.6	12.3	-	CM9 - Trees unavoidably affected by the works shall be transplanted where practical. A detailed Tree Transplanting Specification shall be provided in the Contract Specification, if applicable. Sufficient time for necessary tree root and crown preparation periods shall be allowed in the project programme.	All existing trees to be affected by the works; Upon handover and completion of works.	I
Table 15.6	12.3	-	CM10 - Land formation works shall be followed with advanced hydroseeding around taxiways and runways as soon as practical.	All affected existing grass areas around runways and verges/Duration of works; Upon handover and completion of works.	I
Cultural Heritage Impact – Construction Phase					
Not applicable to the construction stage of this project.					
Health Impact – Aircraft Emissions					
Not applicable to the construction stage of this project.					
Health Impact – Aircraft Noise					
Not applicable to the construction stage of this project.					

Notes:

“ - ” For items denoted as “ - ” provided under the columns of EM&A Ref. or EP Condition, environmental protection measures should be referred to the relevant paragraph(s) / table(s) in the approved EIA Report. “ I ” Implemented and on-going where applicable.

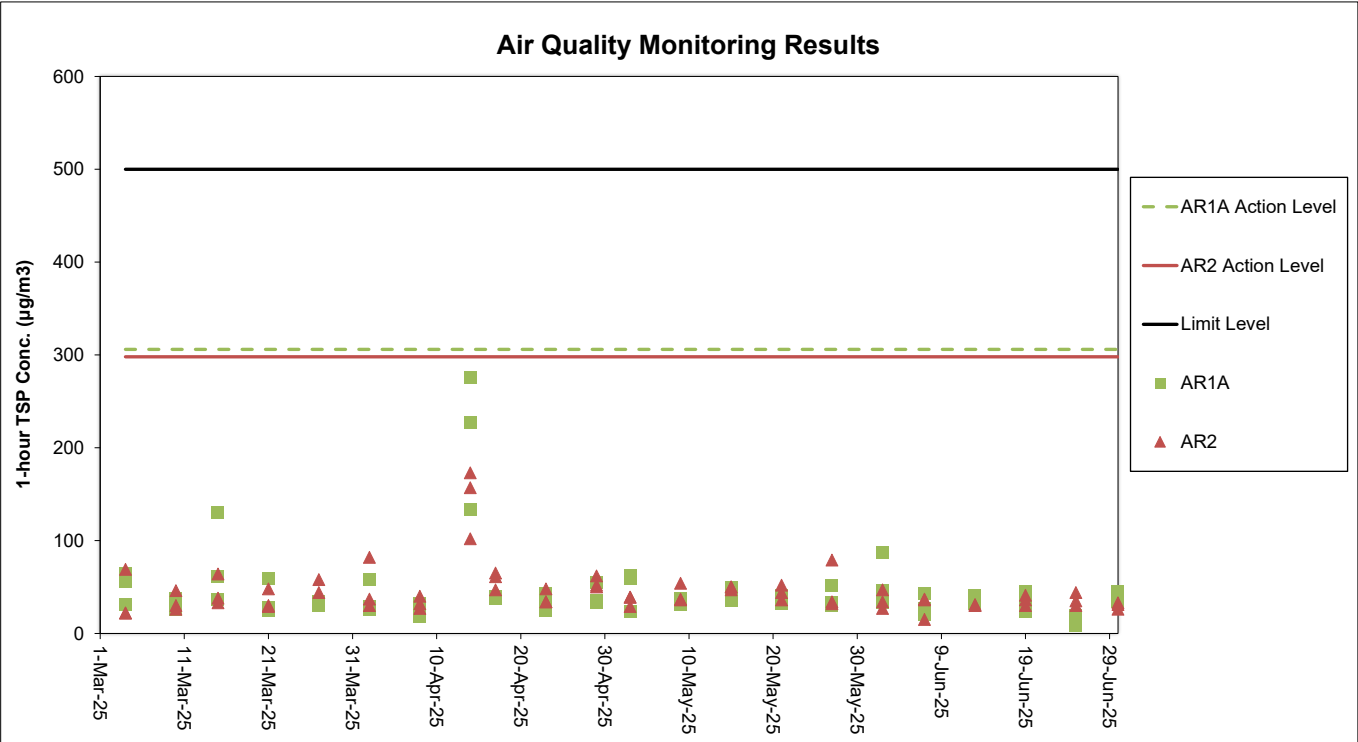
“ N/A ” Not applicable to the construction works implemented during the reporting month.

“ ^ ” Checked by ET through site inspection and record provided by the Contractor.

“ C ” Construction works completed.

Appendix C. Monitoring Results

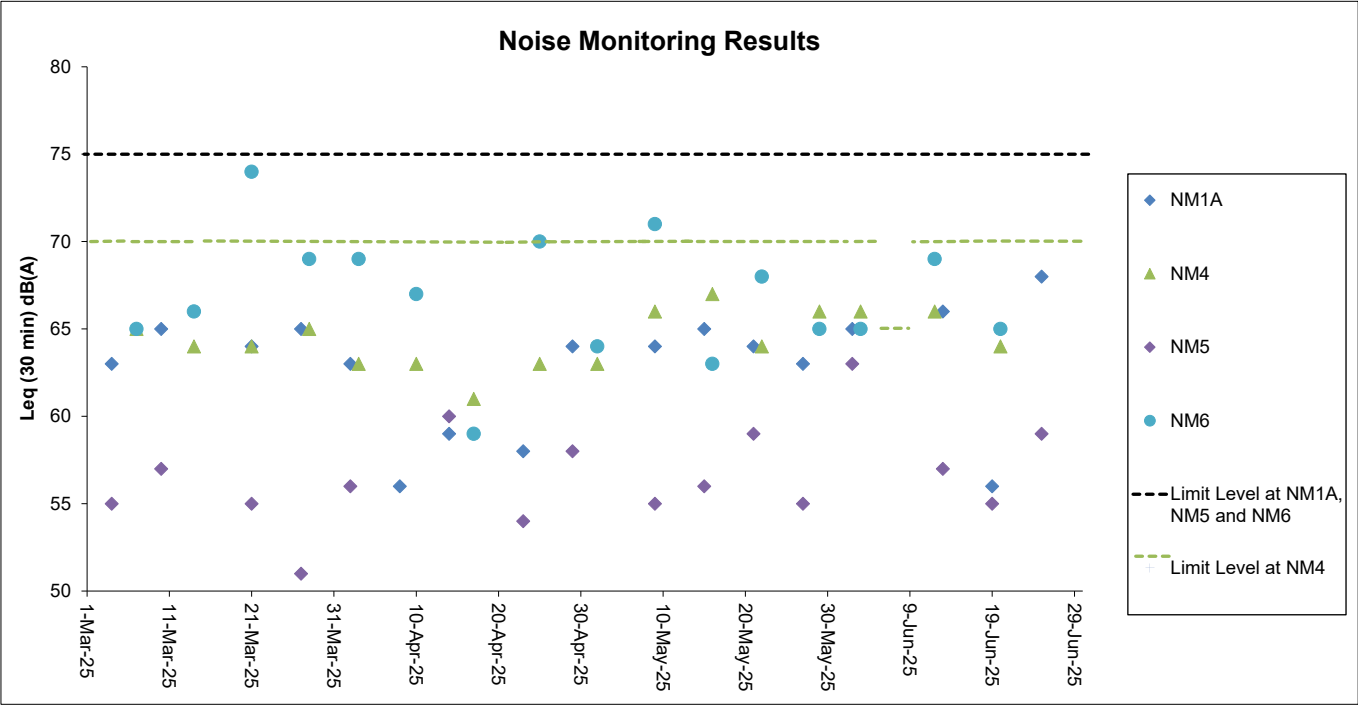
Air Quality Monitoring Results



Notes:

1. The key activities of the Project carried out in the reporting period are located in reclamation areas and existing airport island respectively. Works in the reclamation areas included concourse superstructure works, pavement works, tunnel works for Automated People Mover (APM) and Baggage Handling System (BHS) and associated works. Meanwhile, works on the existing airport island involved Terminal 2 (T2) expansion works, modification and tunnel works for APM and BHS, utilities works, road and drainage works and excavation works.
2. General weather condition during monitoring ranged from sunny to cloudy. Detailed meteorological conditions can be referred to Table 2.3 of this Report and corresponding Monthly EM&A Reports.
3. QA/ QC requirements as stipulated in the EM&A Manual were carried out during measurement.

Noise Monitoring Results



Notes:

- 1. The Limit Level is reduced to 70dB(A) for school and 65dB(A) during school examination period at NM4. School examination took place from 4 to 10 June 2025 during this reporting period.
- 2. The key activities of the Project carried out in the reporting period are located in reclamation areas and existing airport island respectively. Works in the reclamation areas included concourse superstructure works, pavement works, tunnel works for Automated People Mover (APM) and Baggage Handling System (BHS) and associated works. Meanwhile, works on the existing airport island involved Terminal 2 (T2) expansion works, modification and tunnel works for APM and BHS, utilities works, road and drainage works and excavation works.
- 3. General weather condition during monitoring ranged from sunny to overcast. Detailed meteorological conditions can be referred to Table 2.6 of this Report and corresponding Monthly EM&A Reports.
- 4. QA/ QC requirements as stipulated in the EM&A Manual were carried out during measurement.

Chinese White Dolphin Monitoring Results

CWD Small Vessel Line-transect Survey

Survey Effort Data

DATE	AREA	BEAU	KM SEARCHED	SEASON	VESSEL	TYPE	P/S
03-Apr-25	NWL	2	63.9	SPRING	32166	3RS ET – OPER	P
03-Apr-25	NWL	2	11.5	SPRING	32166	3RS ET – OPER	S
07-Apr-25	NEL	2	12.23	SPRING	32166	3RS ET – OPER	P
07-Apr-25	NEL	3	24.28	SPRING	32166	3RS ET – OPER	P
07-Apr-25	NEL	2	2.99	SPRING	32166	3RS ET – OPER	S
07-Apr-25	NEL	3	7.6	SPRING	32166	3RS ET – OPER	S
08-Apr-25	SWL	2	33.26	SPRING	32166	3RS ET – OPER	P
08-Apr-25	SWL	3	19.6	SPRING	32166	3RS ET – OPER	P
08-Apr-25	SWL	2	14.43	SPRING	32166	3RS ET – OPER	S
08-Apr-25	SWL	3	2.9	SPRING	32166	3RS ET – OPER	S
09-Apr-25	NWL	2	64	SPRING	32166	3RS ET – OPER	P
09-Apr-25	NWL	2	11.5	SPRING	32166	3RS ET – OPER	S
11-Apr-25	NEL	2	23.26	SPRING	32166	3RS ET – OPER	P
11-Apr-25	NEL	3	13.4	SPRING	32166	3RS ET – OPER	P
11-Apr-25	NEL	2	7.24	SPRING	32166	3RS ET – OPER	S
11-Apr-25	NEL	3	3.2	SPRING	32166	3RS ET – OPER	S
15-Apr-25	SWL	1	8.034	SPRING	32166	3RS ET – OPER	P
15-Apr-25	SWL	2	44.314	SPRING	32166	3RS ET – OPER	P
15-Apr-25	SWL	1	2.16	SPRING	32166	3RS ET – OPER	S
15-Apr-25	SWL	2	12.777	SPRING	32166	3RS ET – OPER	S
17-Apr-25	AW	1	4.73	SPRING	32166	3RS ET – OPER	P
17-Apr-25	WL	2	8.474	SPRING	32166	3RS ET – OPER	P
17-Apr-25	WL	3	9.107	SPRING	32166	3RS ET – OPER	P
17-Apr-25	WL	2	5.293	SPRING	32166	3RS ET – OPER	S
17-Apr-25	WL	3	4.736	SPRING	32166	3RS ET – OPER	S
22-Apr-25	AW	2	1.93	SPRING	32166	3RS ET – OPER	P
22-Apr-25	AW	3	2.69	SPRING	32166	3RS ET – OPER	P
22-Apr-25	WL	2	0.1	SPRING	32166	3RS ET – OPER	P
22-Apr-25	WL	3	18.8	SPRING	32166	3RS ET – OPER	P
22-Apr-25	WL	3	10.8	SPRING	32166	3RS ET – OPER	S
06-May-25	SWL	2	35.19	SPRING	32166	3RS ET – OPER	P
06-May-25	SWL	3	15.88	SPRING	32166	3RS ET – OPER	P
06-May-25	SWL	2	8	SPRING	32166	3RS ET – OPER	S
06-May-25	SWL	3	10.33	SPRING	32166	3RS ET – OPER	S
09-May-25	NWL	2	43.78	SPRING	32166	3RS ET – OPER	P
09-May-25	NWL	3	10.2	SPRING	32166	3RS ET – OPER	P
09-May-25	NWL	4	2.8	SPRING	32166	3RS ET – OPER	P
09-May-25	NWL	5	6.1	SPRING	32166	3RS ET – OPER	P
09-May-25	NWL	2	6.02	SPRING	32166	3RS ET – OPER	S
09-May-25	NWL	3	2.4	SPRING	32166	3RS ET – OPER	S
09-May-25	NWL	5	3	SPRING	32166	3RS ET – OPER	S
15-May-25	SWL	2	0.73	SPRING	32166	3RS ET – OPER	P
15-May-25	SWL	3	53.88	SPRING	32166	3RS ET – OPER	P
15-May-25	SWL	2	1.7	SPRING	32166	3RS ET – OPER	S
15-May-25	SWL	3	13.99	SPRING	32166	3RS ET – OPER	S

DATE	AREA	BEAU	KM SEARCHED	SEASON	VESSEL	TYPE	P/S
16-May-25	AW	1	4.86	SPRING	32166	3RS ET – OPER	P
16-May-25	WL	2	11.8	SPRING	32166	3RS ET – OPER	P
16-May-25	WL	3	7.157	SPRING	32166	3RS ET – OPER	P
16-May-25	WL	2	4.4	SPRING	32166	3RS ET – OPER	S
16-May-25	WL	3	4.695	SPRING	32166	3RS ET – OPER	S
19-May-25	AW	2	4.6	SPRING	32166	3RS ET – OPER	P
19-May-25	WL	2	16.615	SPRING	32166	3RS ET – OPER	P
19-May-25	WL	3	2.45	SPRING	32166	3RS ET – OPER	P
19-May-25	WL	2	9.255	SPRING	32166	3RS ET – OPER	S
19-May-25	WL	3	1.68	SPRING	32166	3RS ET – OPER	S
20-May-25	NWL	2	2.78	SPRING	32166	3RS ET – OPER	P
20-May-25	NWL	3	60.22	SPRING	32166	3RS ET – OPER	P
20-May-25	NWL	3	12.4	SPRING	32166	3RS ET – OPER	S
21-May-25	NEL	2	37.07	SPRING	32166	3RS ET – OPER	P
21-May-25	NEL	2	9.73	SPRING	32166	3RS ET – OPER	S
23-May-25	NEL	2	37.06	SPRING	32166	3RS ET – OPER	P
23-May-25	NEL	2	9.74	SPRING	32166	3RS ET – OPER	S
06-Jun-25	AW	2	4.7	SUMMER	32166	3RS ET – OPER	P
06-Jun-25	WL	2	9.521	SUMMER	32166	3RS ET – OPER	P
06-Jun-25	WL	3	8.581	SUMMER	32166	3RS ET – OPER	P
06-Jun-25	WL	2	4.005	SUMMER	32166	3RS ET – OPER	S
06-Jun-25	WL	3	6.243	SUMMER	32166	3RS ET – OPER	S
09-Jun-25	SWL	2	38.63	SUMMER	32166	3RS ET – OPER	P
09-Jun-25	SWL	3	13.68	SUMMER	32166	3RS ET – OPER	P
09-Jun-25	SWL	2	11.35	SUMMER	32166	3RS ET – OPER	S
09-Jun-25	SWL	3	3.3	SUMMER	32166	3RS ET – OPER	S
10-Jun-25	AW	2	5.06	SUMMER	32166	3RS ET – OPER	P
10-Jun-25	WL	2	18.047	SUMMER	32166	3RS ET – OPER	P
10-Jun-25	WL	2	9.414	SUMMER	32166	3RS ET – OPER	S
10-Jun-25	WL	3	0.34	SUMMER	32166	3RS ET – OPER	S
17-Jun-25	NEL	2	23.67	SUMMER	32166	3RS ET – OPER	P
17-Jun-25	NEL	3	13.87	SUMMER	32166	3RS ET – OPER	P
17-Jun-25	NEL	2	7.96	SUMMER	32166	3RS ET – OPER	S
17-Jun-25	NEL	3	2	SUMMER	32166	3RS ET – OPER	S
18-Jun-25	NEL	2	21.33	SUMMER	32166	3RS ET – OPER	P
18-Jun-25	NEL	3	15.88	SUMMER	32166	3RS ET – OPER	P
18-Jun-25	NEL	2	7.8	SUMMER	32166	3RS ET – OPER	S
18-Jun-25	NEL	3	2.49	SUMMER	32166	3RS ET – OPER	S
19-Jun-25	NWL	3	64	SUMMER	32166	3RS ET – OPER	P
19-Jun-25	NWL	3	11.5	SUMMER	32166	3RS ET – OPER	S
20-Jun-25	SWL	2	1.5	SUMMER	32166	3RS ET – OPER	P
20-Jun-25	SWL	3	50.33	SUMMER	32166	3RS ET – OPER	P
20-Jun-25	SWL	2	2.3	SUMMER	32166	3RS ET – OPER	S
20-Jun-25	SWL	3	14.77	SUMMER	32166	3RS ET – OPER	S
23-Jun-25	NWL	3	54.9	SUMMER	32166	3RS ET – OPER	P
23-Jun-25	NWL	4	8.7	SUMMER	32166	3RS ET – OPER	P
23-Jun-25	NWL	3	10.3	SUMMER	32166	3RS ET – OPER	S

DATE	AREA	BEAU	KM SEARCHED	SEASON	VESSEL	TYPE	P/S
23-Jun-25	NWL	4	1.3	SUMMER	32166	3RS ET – OPER	S

CWD Small Vessel Line-transect Survey

Sighting Data

DATE	STG #	TIME	CWD/FP	GP SZ	AREA	BEAU	PSD	EFFORT	TYPE	DEC LAT	DEC LON	SEASON	BOAT ASSOC.	P/S
08-Apr-25	1	1036	FP	2	SWL	1	71	ON	3RS ET – OPER	22.193704	113.936244	SPRING	NONE	P
08-Apr-25	2	1044	FP	2	SWL	2	350	ON	3RS ET – OPER	22.179386	113.935990	SPRING	NONE	P
08-Apr-25	3	1111	FP	1	SWL	2	75	ON	3RS ET – OPER	22.164292	113.927572	SPRING	NONE	P
15-Apr-25	1	1153	FP	2	SWL	2	70	ON	3RS ET – OPER	22.152396	113.917341	SPRING	NONE	P
15-Apr-25	2	1210	FP	2	SWL	2	161	ON	3RS ET – OPER	22.154933	113.902673	SPRING	NONE	S
15-Apr-25	3	1258	FP	1	SWL	2	126	ON	3RS ET – OPER	22.177199	113.897364	SPRING	NONE	P
15-Apr-25	4	1302	FP	1	SWL	2	228	ON	3RS ET – OPER	22.170798	113.897120	SPRING	NONE	P
15-Apr-25	5	1308	FP	1	SWL	2	256	ON	3RS ET – OPER	22.158703	113.896943	SPRING	NONE	P
15-Apr-25	6	1310	FP	4	SWL	2	41	ON	3RS ET – OPER	22.154309	113.897139	SPRING	NONE	P
15-Apr-25	7	1324	FP	1	SWL	2	83	ON	3RS ET – OPER	22.164758	113.888631	SPRING	NONE	P
15-Apr-25	8	1337	FP	2	SWL	2	178	ON	3RS ET – OPER	22.192654	113.888238	SPRING	NONE	P
15-Apr-25	9	1349	FP	2	SWL	2	119	ON	3RS ET – OPER	22.212648	113.885390	SPRING	NONE	S
15-Apr-25	10	1412	FP	2	SWL	1	50	ON	3RS ET – OPER	22.164074	113.878414	SPRING	NONE	P
15-Apr-25	11	1415	FP	3	SWL	1	14	ON	3RS ET – OPER	22.157950	113.878676	SPRING	NONE	P
15-Apr-25	12	1431	CWD	1	SWL	1	149	ON	3RS ET – OPER	22.180883	113.869018	SPRING	NONE	P
17-Apr-25	1	1022	CWD	1	WL	2	476	ON	3RS ET – OPER	22.260575	113.851938	SPRING	NONE	P
17-Apr-25	2	1038	CWD	2	WL	2	39	ON	3RS ET – OPER	22.251964	113.833047	SPRING	NONE	S
17-Apr-25	3	1105	CWD	3	WL	2	139	ON	3RS ET – OPER	22.241576	113.843157	SPRING	NONE	P
17-Apr-25	4	1130	CWD	1	WL	3	95	ON	3RS ET – OPER	22.232096	113.837869	SPRING	NONE	P
17-Apr-25	5	1221	CWD	7	WL	3	174	ON	3RS ET – OPER	22.195575	113.841702	SPRING	NONE	P
22-Apr-25	1	1145	CWD	1	WL	2	240	ON	3RS ET – OPER	22.187556	113.840253	SPRING	NONE	P
09-May-25	1	1333	CWD	2	NWL	2	30	ON	3RS ET – OPER	22.373559	113.907000	SPRING	NONE	P
16-May-25	1	1115	CWD	2	WL	2	856	ON	3RS ET – OPER	22.238898	113.826616	SPRING	NONE	S
16-May-25	2	1142	CWD	1	WL	3	702	ON	3RS ET – OPER	22.223854	113.830159	SPRING	NONE	P
16-May-25	3	1155	CWD	2	WL	3	19	ON	3RS ET – OPER	22.222867	113.820136	SPRING	PURSE SEINER	S
16-May-25	4	1218	CWD	5	WL	3	112	ON	3RS ET – OPER	22.216483	113.819700	SPRING	NONE	S
16-May-25	5	1245	CWD	2	WL	3	137	ON	3RS ET – OPER	22.214317	113.820992	SPRING	NONE	P
16-May-25	6	1315	CWD	2	WL	3	76	ON	3RS ET – OPER	22.196230	113.830844	SPRING	NONE	P
16-May-25	7	1335	CWD	2	WL	3	300	ON	3RS ET – OPER	22.187450	113.837444	SPRING	NONE	P
19-May-25	1	1109	CWD	1	WL	2	477	ON	3RS ET – OPER	22.226658	113.837521	SPRING	PURSE SEINER	S
06-Jun-25	1	1021	CWD	4	WL	2	233	ON	3RS ET – OPER	22.260083	113.848416	SUMMER	NONE	P









DATE	STG #	TIME	CWD/FP	GP SZ	AREA	BEAU	PSD	EFFORT	TYPE	DEC LAT	DEC LON	SEASON	BOAT ASSOC.	P/S
06-Jun-25	2	1052	CWD	1	WL	3	1	ON	3RS ET – OPER	22.241436	113.840074	SUMMER	NONE	P
06-Jun-25	3	1112	CWD	1	WL	3	243	ON	3RS ET – OPER	22.231800	113.836097	SUMMER	NONE	P
06-Jun-25	4	1138	CWD	1	WL	3	432	ON	3RS ET – OPER	22.221155	113.820377	SUMMER	NONE	S
06-Jun-25	5	1213	CWD	2	WL	3	61	ON	3RS ET – OPER	22.190420	113.842823	SUMMER	NONE	S
09-Jun-25	1	1054	FP	1	SWL	2	160	ON	3RS ET – OPER	22.167172	113.928430	SUMMER	NONE	P
09-Jun-25	2	1213	CWD	5	SWL	2	85	ON	3RS ET – OPER	22.186956	113.904974	SUMMER	NONE	S
09-Jun-25	3	1420	CWD	6	SWL	2	39	ON	3RS ET – OPER	22.196116	113.868687	SUMMER	NONE	P
09-Jun-25	4	1454	CWD	1	SWL	2	49	ON	3RS ET – OPER	22.182531	113.849686	SUMMER	NONE	P
09-Jun-25	5	1506	CWD	2	SWL	3	28	ON	3RS ET – OPER	22.188082	113.849182	SUMMER	NONE	P
10-Jun-25	1	1114	CWD	4	WL	2	975	ON	3RS ET – OPER	22.222725	113.829681	SUMMER	NONE	P
10-Jun-25	2	1142	CWD	1	WL	2	29	ON	3RS ET – OPER	22.214030	113.832107	SUMMER	NONE	P
10-Jun-25	3	1216	CWD	1	WL	3	472	ON	3RS ET – OPER	22.192645	113.842653	SUMMER	PURSE SEINER	S
10-Jun-25	4	1236	CWD	3	WL	2	168	ON	3RS ET – OPER	22.188445	113.842476	SUMMER	NONE	S









Abbreviations: STG# = Sighting Number; GP SZ = Group Size; BEAU = Beaufort Sea State; PSD = Perpendicular Distance (in metres); N/A = Not Applicable;
DEC LAT = Latitude (WGS84 in Decimal), DEC LON = Longitude (WGS84 in Decimal); BOAT ASSOC. = Fishing Boat Association; P/S = Primary Transect / Secondary Transect.

Sighting data of finless porpoise (FP) are presented for reference only. No relevant figure or text will be mentioned in the quarterly EM&A report. All FP sightings are excluded in calculation

CWD Small Vessel Line-transect Survey

Photo Identification

	
NLMM013	NLMM090
	
NLMM095	SLMM003
	
SLMM014	SLMM023
	
SLMM025	SLMM031

	
SLMM034	SLMM050
	
SLMM052	WLMM018
	
WLMM043	WLMM056
	
WLMM067	WLMM068









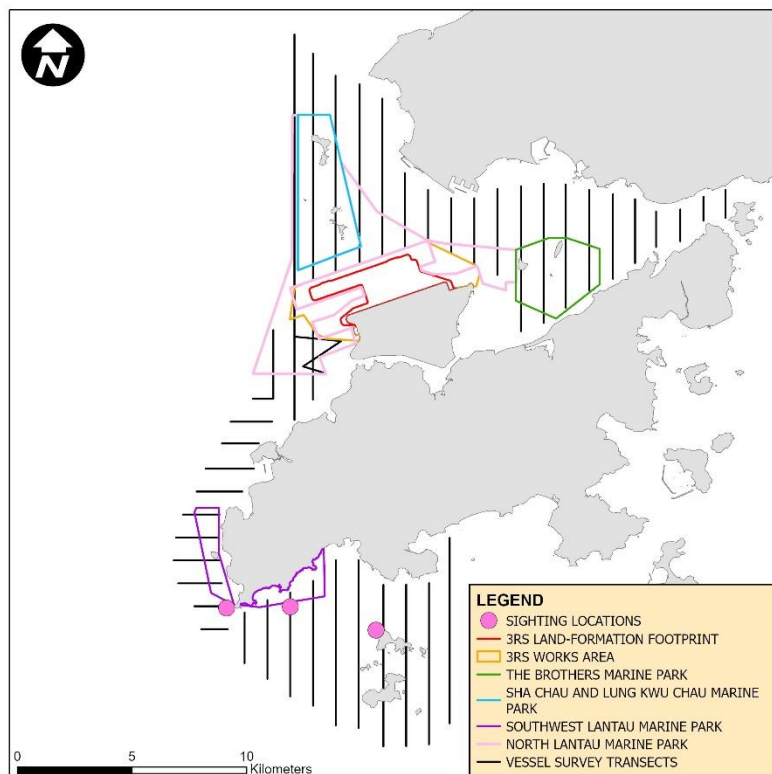
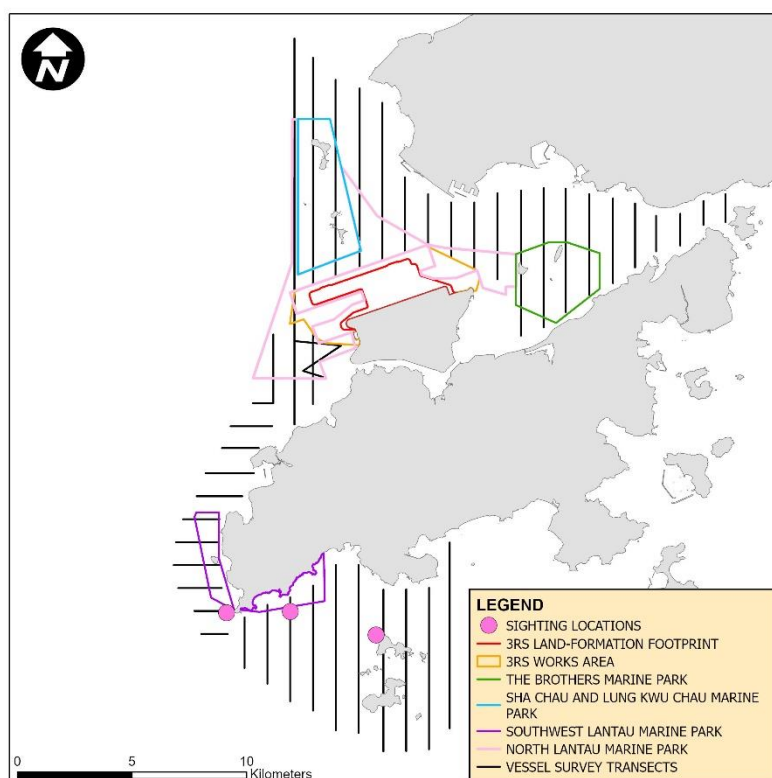
	
WLMM109	WLMM111
	
WLMM114	WLMM150
	
WLMM162	WLMM163
	
WLMM190	WLMM192 (Left)

Photo Identification – Re-sighting Locations

SLMM003



SLMM052



WLMM150

